



AMITIME ELECTRIC CO., LTD

Add:Yandong 5th Rd,Dayan Industrial Zone,Huangpu Town,
Zhongshan City,Guangdong,China

Tel:86-760-23973810 Email:info@amitime.com
Fax:86-760-23973813 Http://www.amitime.com



<https://www.amitime.com/>





Contents

01

About AMITIME

Company Advantage / 01

02

Products

Line Up / 05

EcoSTAR Series / 09

HeatSTAR+ Series / 23

HeatLITE Series / 33

PowerSTAR Series / 37

Fan coil Series / 41

Swimming pool heat pump / 45

03

Technical Data

/ 51

COMPANY ADVANTAGE

Company Profile

AMITIME was set up in 2003, and is a professional manufacturer in China and a leading supplier of developing and providing energy saving equipment and cost-efficient solutions for global market.

AMITIME has established an effective and dynamic platform for development and manufacturing, and has reached strategic cooperation with ES, Parker Davis and other international heat pump and air conditioning companies. Through a wider European and global perspective, the joint cooperation has been very competitive and commercial successful to strengthen our leading position for overseas market.

AMITIME has worked in the R&D of air source heat pump with DC inverter compressor technologies for more than 21 years. As one of the pioneer developers of DC inverter heat pump, AMITIME has successfully launched four products series, including DC inverter air source heat pump, commercial inverter heat pump, swimming pool heat pump, and fan coils.

AMITIME continually caters to the demand of customers, and becomes very professional on providing OEM/ODM solution to our international distributors and partners, and keeps on delivering most competitive, high energy efficient, good quality and cost effective products for global market.



Amitime Manufacturing Center in Zhongshan, Guangdong



Amitime Manufacturing Center in Foshan, Guangdong



MISSION

Contribute to the sustainable development of human society with the world's leading heat pump technology and applications.



VISION

To be a company with happy employees materially and mentally.
To be the global leading company in heat pump industry.



VALUE

Being a company of integrity, kindness, innovation and struggle.



Founded 21 years ago

Established in 2003, Amitime has always adhered to the development of the heat pump industry.



High quality and best service

AMITIME is committed to providing the best products and services to the customers.



Booster carbon neutralization

Green energy, enjoy your green life

Over
46
countries

Over
2,000
Partners

Over
21
years experience



First full DC inverter heating heat pump

Amitime's groundbreaking first full DC inverter heat pump, launched in 2004 and installed in Norway, has excelled in stable operation for nearly two decades. This pioneering system underscores our leadership in innovative heating solutions that combine efficiency, reliability, and longevity.

This flagship product exemplifies our commitment to advancing heat pump technology for sustainable living.



Customization Services

We provide customers customization services for heat pump structure and casing design, different solutions for functions, software development, etc., We provided high quality and competitive heat pump products to thousands of customers worldwide to meet different market and customer demands.

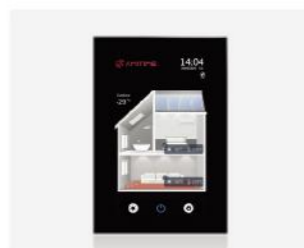
■ Directed development

Increase investment in the research and development of high-efficiency, energy-saving and environmentally friendly heat pump technologies to improve the performance and reliability of heat pump products.

■ Standard product orientation reformulation



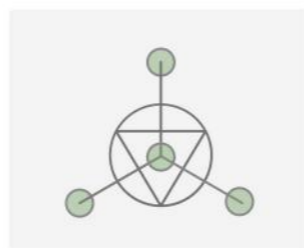
Appearance customization



Control system customization



Performance customization



Components customization

R&D team

Our esteemed R&D team, boasting a prestigious lineage from Tsinghua University, forms the backbone of our innovation-driven culture. With a significant portion of our workforce, approximately 35%, dedicated to research and development, and an unwavering commitment to invest over 23% of our annual revenue into R&D, we are at the forefront of creating cutting-edge, high-end heat pump solutions. Our global impact is evident, having already provided our services to millions of households across the globe. Various achievements from the government and relevant authorities, showcasing our team's relentless pursuit of excellence and innovation.



Testing facilities

Amitime has a total of 35 professional heat pump laboratories, which meet the certification standards of international organizations such as TUV and Intertek, and can comprehensively test heat pump units up to 300kW in strict accordance with relevant standards. -45°C ultra-low temperature laboratory, which can realistically simulate the extreme environment of -45°C~85°C and provide heating solutions for different climate regions around the world.

- 16 sets of TUV standard test labs
- 12 sets of long term running test labs
- Unit capacity ≤300kW
- Test ambient temperature: -45~85°C
- 10,000 m³/h airflow testing equipment



Fast delivery

The company is located in the heart of the Pearl River Delta, has a mature and stable supply chain system, with the world's top brands, stable cooperation for more than 15 years with hundreds of heat pump parts suppliers, to ensure high quality and fast delivery.



Quality control

We have a set of systematic quality control management system to strictly control the quality of our products and ensure that each heat pump product meets the established needs of users. Our products have passed ISO9001, ISO14001, ISO18001 and other quality system certifications.




LINE UP

Residential air to water heat pump

EcoSTAR Series

M-HB
Page13



M-CB
Page17



M-AIO
Page19



M-FM
Page21



75°C

Supply high water temperature up to 75 °C.

-25°C

Lowest applicable ambient temperature

A+++

With full inverter technology it reaches A+++ energy level and SCOP is up to 5.3



LINE UP

Residential air to water heat pump

HeatSTAR+ Series

M-HB
Page25



M-CB
Page27



M-AIO
Page28



M-FM
Page29



S-HB
Page31



S-AIO
Page32



58°C

Supply high water temperature up to 58 °C.

-25°C

Lowest applicable ambient temperature

A+++

With full inverter technology it reaches A+++ energy level and COP is up to 5



LINE UP

Residential air to water heat pump

HeatLITE Series

M-FM
Page33



58°C

Supply high water temperature up to 58 °C

-25°C

Lowest applicable ambient temperature

A+++

With full inverter technology it reaches A+++ energy level and COP is up to 5



LINE UP

Commercial air to water heat pump

PowerSTAR Series

PowerSTAR+ R290
Page37



75°C

Supply high water temperature up to 75 °C, R410A range with 58°C

-25°C

Lowest applicable working ambient temperature

A+++

With full inverter technology and reaches A+++ energy level, R410A range with A++



PowerSTAR R410A
Page37



LINE UP

Fan coils

Fan Coil Series

BM Fan Coil
Page41



130mm

Slim design only 130mm thickness

18.3dB(A)

The lowest sound pressure level at 1.8m can be 18.3dB(A)

2 designs

Metal or plastic casing

SU Fan Coil
Page41



LINE UP

Swimming pool heat pump

Pisces FI
Page47



6.36

COP under A26/W26 condition is up to 6.36

Taurus FI
Page49



19dB(A)

Sound pressure level at 10m low to 19dB(A)

Wi-Fi

Smart and remote control by Wi-Fi/APP

Gemini FI
Page51



Residential Heat Pump

--EcoSTAR Series



R290 ECO
refrigerant




A+++ energy
label



High water outlet
temperature 75°

EcoSTAR is Amitec R290 residential air to water heat pump series. It can supply heating, cooling and domestic hot water. If you want to heat in an environmental friendly and cost-efficient way, do not miss the chance with EcoSTAR heat pump. This new arrival comes with a great performance, provides a consistent supply of hot water up to 75°C, making the range ideal for renovations and retrofits. Multiple usages and different models let EcoSTAR suit worldwide market.



Intelligent control

With a 7" colorful portrait touchscreen, supports cascade solution and more powerful functions.



Quiet operation

We take care of the conformation, and lots of unique technical skills to deliver a quiet living space.



Various structure

Capacity range from 6 to 20 kW for renovation and large new buildings



After sales platform


For installers and service providers

EcoSTAR Series

■ System introduction

As CE compliance required, for the safety of heat pump system, the R290 gas volume indoors is not allowed to exceed 150g due to the flammable and combustible characteristic for this gas. We add three safety devices to prevent leakages to indoors mechanically and make sure 100% gas safety.

- 1 Pressure release valve
- 2 Gas separator
- 3 One-way valve



Pressure release valve

When the pressure in the water system is greater than 2.5bar, quickly drain the gas and water from the system to reduce the pressure.



Gas separator

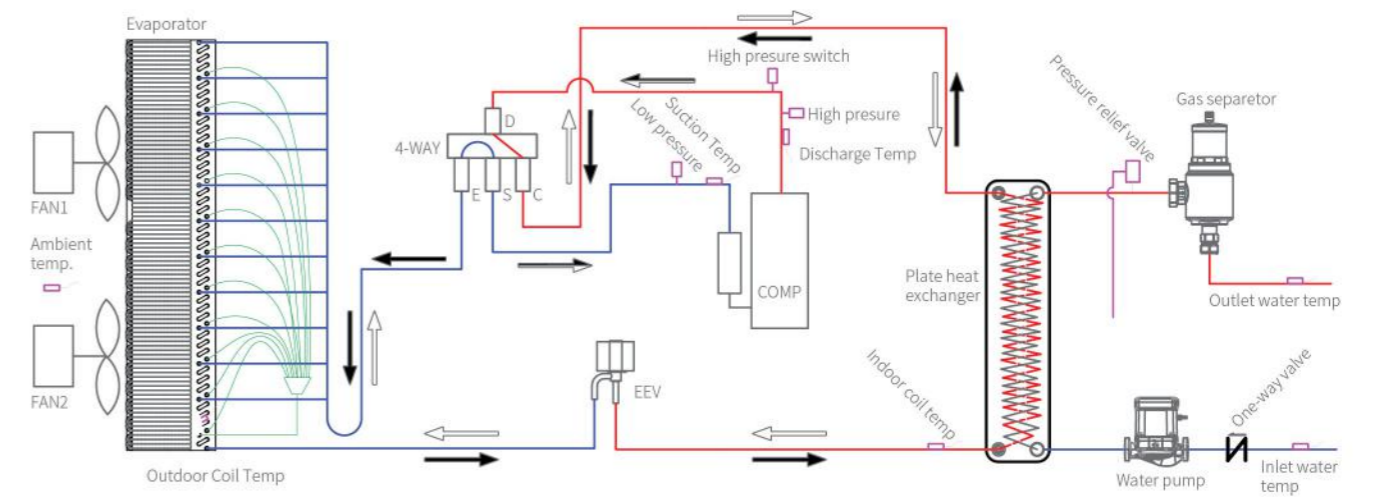
Exhaust the gas when it is detected inside the water system.



One-way valve

Prevent refrigerant or water from flowing back into the water system in the indoor side.





■ Application




- ← Heating refrigerant flow direction
- ← Cooling refrigerant flow direction
- ← Heating / Cooling refrigerant flow direction

EcoSTAR Series M-HB

EcoSTAR M-HB means Hydrobox series under monoblock type. You can find 3-way valve, operation panel, water pump and other ideal components in our hydro box. It is a perfect solution for new building.

-  Supply high water temperature up to 75°C
-  Attractive flat-panel design
-  With WIFI module and APP control
-  High energy efficiency and reaches A+++ energy level



Indoor unit structure

Front panel swings open like a door, making hydraulic system to be fully exposed, which provides sufficient space to work on any component inside the unit and easy access to the control system. All connections from controller are connected via terminal blocks, this allows the wiring and trouble-shooting work in the unit clearly and easily.

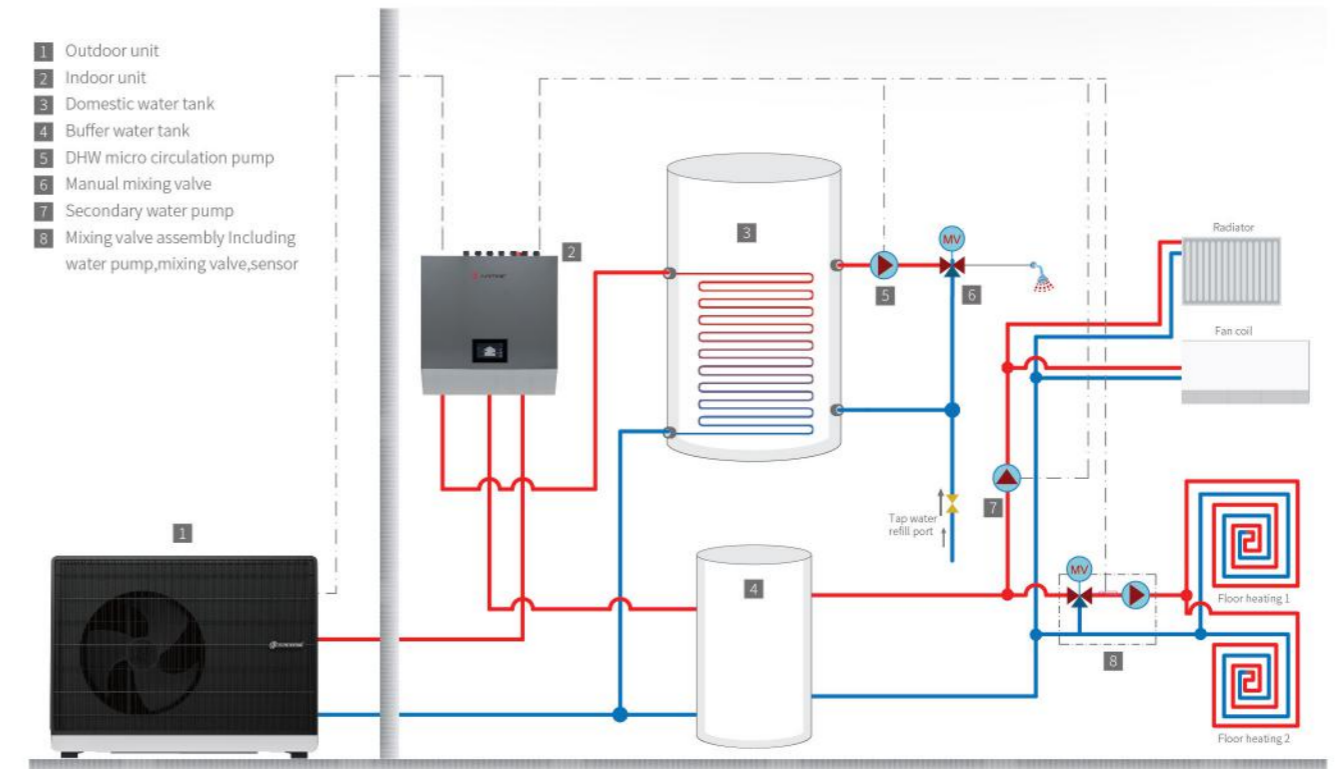


Models

Phase	Capacity(kW)	Internal unit	External unit
1 phase	6		EcoSTAR06M-HB-O
	8		EcoSTAR08M-HB-O 
	12		EcoSTAR12M-HB-O
3 phase	15		EcoSTAR15M-HB-O 
	20		EcoSTAR20M-HB-O

Application

- 1 Outdoor unit
- 2 Indoor unit
- 3 Domestic water tank
- 4 Buffer water tank
- 5 DHW micro circulation pump
- 6 Manual mixing valve
- 7 Secondary water pump
- 8 Mixing valve assembly Including water pump, mixing valve, sensor



Powerful Functions

The upgraded 7" touchscreen is equipped with a high-def panel and it's refreshingly smooth for operation. Options for horizontal and vertical screens, allowing customization and a multilingual menu. With smart and advanced features, the concise interface makes the operation of the heat pump effortless. It also plays well with other common control systems, meeting the diverse needs of various applications, and supports cascade control for larger setups.



Dual heating/cooling curves

Design the ideal temperature curves as you wish and precisely adjust the high and low temperature water systems



DHW storage

Timer and priority management for sanitary hot water, with anti-legionella function



ECO use for electric heater

Two-stage control and special logic to activate/stop electric heater, balancing comfort and energy saving



Real-time COP

View power consumption, output and COP values in real time, and clearly present energy efficiency statistics



SG-Ready

Intelligently select the most cost-effective solution based on the signals provided by the power grid in peak and valley time



Sleep and quiet mode

The quietest operations guarantee a peaceful environment and high-quality sleep



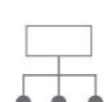
Smart defrosting

Sophisticated algorithms take into account ambient temperature, coil temperature and defrosting time



Cascade

One operation panel manages up to 10 units. Combine the units to increase capacities freely



Modbus

Easy to communicate with BMS for smart building

Wi-Fi solution

Combined with 4G and WiFi dual-mode networking, the remote control function of our device allows you to freely choose the networking mode, no matter where you are, always keep the device efficient operation and real-time monitoring.

Simple operation for various functions

- On/Off unit
- Operation Mode Selection
- Current temperature
- Set temperature
- Energy Monitoring



Remote service possibility

Via the wifi function included in the unit, the system can always have the latest firmware inside.

Save time and cost

- One time visit with right parts
- No need pre-visit for diagnosis

Quality service

- Better service to end users with accurate diagnosis and fast repair

Increased business opportunity

- Combine product + service offer
- Make more installation / repairs

Enjoy peace of mind

- Be serviced at once or faster
- Be confident that immediacy and quality service will be provided in case of an error

Less constraints

- No need to be at home for first diagnosis
- Monitor the operation status and control the system remotely



EcoSTAR Series

M-CB

At present R290 is one of the best refrigerant available for mass production, because of its negligible Global Warming Potential (GWP=3), zero Ozone Depression Potential (ODP), and less load for the same performance.

The M-CB series, with controller box, makes the wiring of the unit more easily, and puts the controller inside of the house for easy operation.

- Full Monoblock type with controller box for easy installation and control
- Low noise solution with DC fan motor and improved air duct system
- Environmental friendly with low GWP of 3

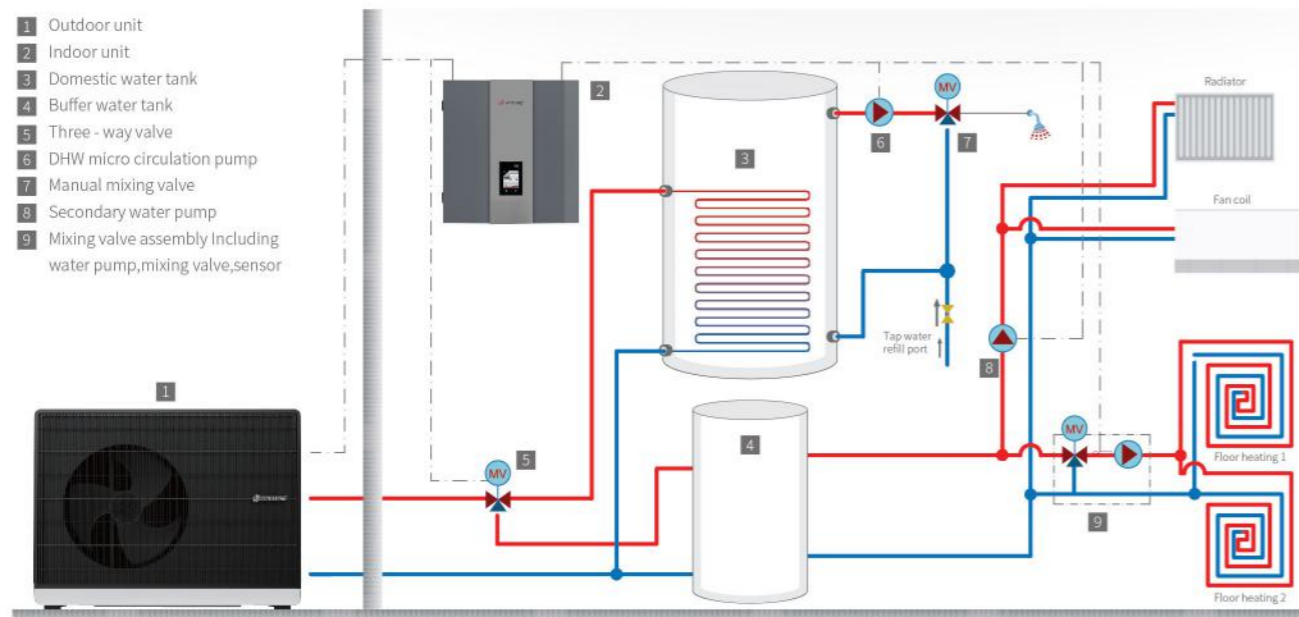


Models

Phase	Capacity(kW)	Internal unit	External unit
1 phase	6	EcoSTAR06-20M-CB-I	EcoSTAR06M-CB-O
	8		EcoSTAR08M-CB-O
	12		EcoSTAR12M-CB-O
3 phase	15		EcoSTAR15M-CB-O
	20		EcoSTAR20M-CB-O

Application

- Outdoor unit
- Indoor unit
- Domestic water tank
- Buffer water tank
- Three-way valve
- DHW micro circulation pump
- Manual mixing valve
- Secondary water pump
- Mixing valve assembly including water pump, mixing valve, sensor



EcoSTAR Series M-AIO

All in one system is the monoblock system combining a 250L water tank in the indoor section. This structure minimizes the installation space of the water tank in house.

- 🌡️ Supply high water temperature up to 75°C
- 📶 With Wi-Fi module and APP control
- 🔋 High energy efficiency and reaches A+++ energy level



■ Components



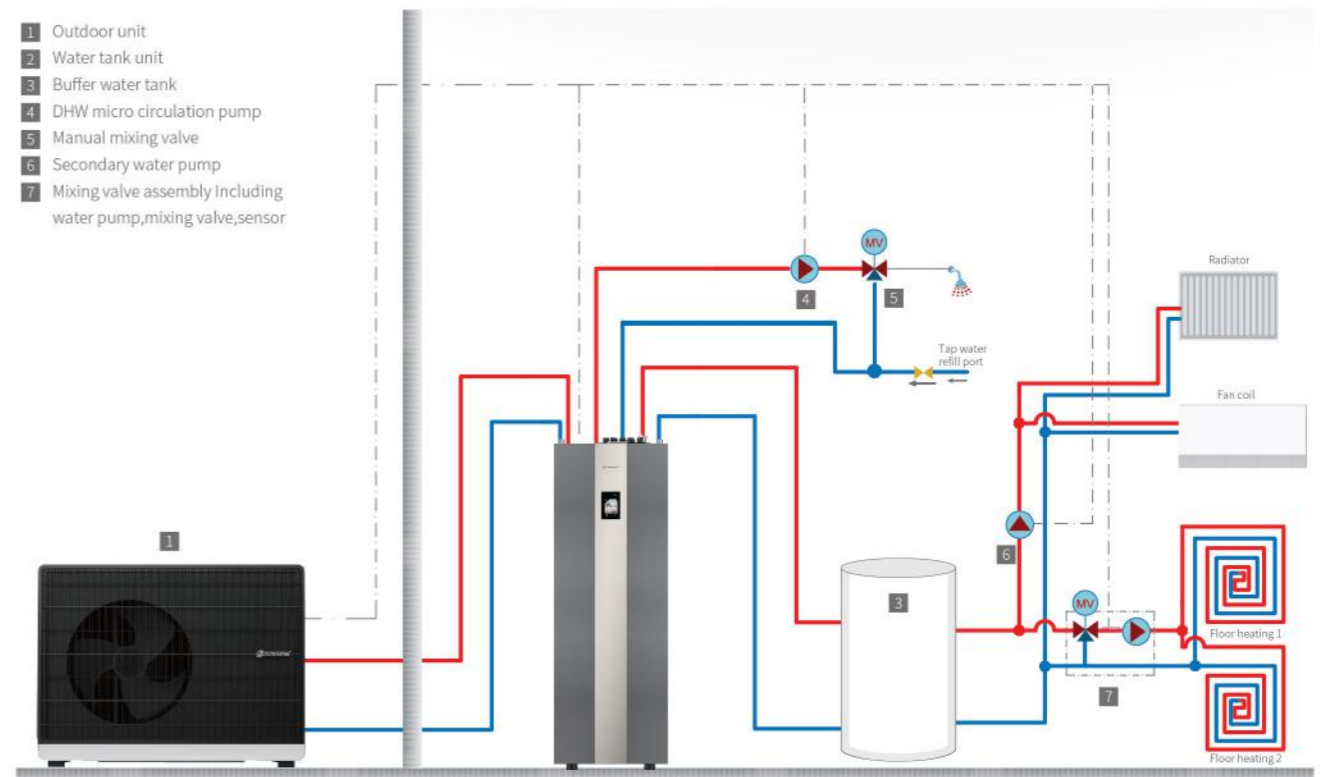
- 1 Electrical box
- 2 AC contactor
- 3 10L expansion vessel
- 4 Digital thermostat
- 5 Three way valve
- 6 9kW electric heater
- 7 250L water tank

■ Models

Phase	Capacity(kW)	Internal unit	External unit
1 phase	6	EcoSTAR06-12M-AIO-I	EcoSTAR06M-AIO-O
	8		EcoSTAR08M-AIO-O
3 phase	12		EcoSTAR12M-AIO-O
	15		EcoSTAR15M-AIO-O
	20		EcoSTAR20M-AIO-O




■ Application


- 1 Outdoor unit
- 2 Water tank unit
- 3 Buffer water tank
- 4 DHW micro circulation pump
- 5 Manual mixing valve
- 6 Secondary water pump
- 7 Mixing valve assembly including water pump, mixing valve, sensor



EcoSTAR R290 Series M-FM

Amitime EcoSTAR series is the best solution not only for new building, but also for retrofit house which with gas/oil boiler by lifting up the maximum heating temperature to 75°C, we don't need to change the existing heating distribution system, even for the house with old radiators inside.

-  Full Monoblock type only with an outdoor unit
-  Good performance with SCOP 5.3
-  User-friendly controller



User-friendly Touchscreen Interface

With elegant design and simple icons, the operation panel provides user friendly experience along with interesting functions.

- Friendly operation
- Wi-Fi solution
- Heating curves
- Waterproof



Components



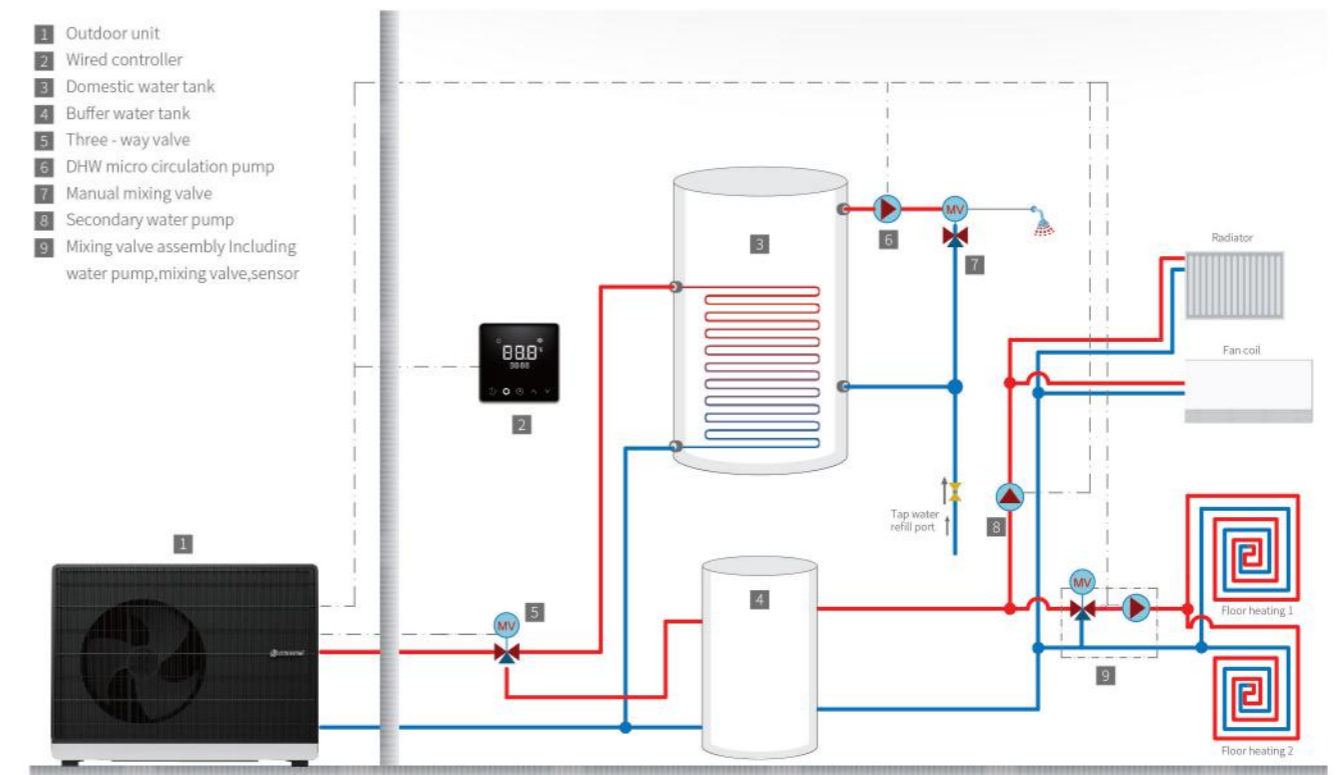
- 1 Grey fin heat exchanger
- 2 Fan (with DC inverter fan motor)
- 3 Compressor sound shield
- 4 R290 twin rotary compressor
- 5 Electrical box
- 6 Gas separator
- 7 Plate heat exchanger
- 8 Water pump

Models

Phase	Capacity(kW)	External unit
1 phase	6	EcoSTAR06M-FM-O
	8	EcoSTAR08M-FM-O
	12	EcoSTAR12M-FM-O
3 phase	15	EcoSTAR15M-FM-O
	20	EcoSTAR20M-FM-O

Application

- 1 Outdoor unit
- 2 Wired controller
- 3 Domestic water tank
- 4 Buffer water tank
- 5 Three - way valve
- 6 DHW micro circulation pump
- 7 Manual mixing valve
- 8 Secondary water pump
- 9 Mixing valve assembly including water pump, mixing valve, sensor



Residential Heat Pump

--HeatSTAR+ Series

R32

R32
refrigerant

A+++

A+++
energy label



Super
low noise level

Compared to R410A refrigerant, the R32 heat pumps have a GWP of only one-third, so its environmental performance is even better. With high energy efficiency, heatSTAR+ series reaches A+++ energy level according to EU regulation. By making use of the heat in the outside air, we use much less energy while still enjoying a stable and pleasant level of comfort. Maintenance requirements are minimal making your running cost low. Thanks to the inverter technology, the energy savings are even greater.



A+++

A+++ Energy Level

High energy efficiency and stable performance. With full inverter technology, it reaches A+++ energy level and COP is up to 5



Monoblock type

Perfect design includes all hydraulic components inside which means no third party components are required. Compact design allows for a small installation space and no need for any complicated installation like refrigerant piping work.



Quiet operation

We take care of the conformation, and lots of unique technology skills to deliver a quiet living space.






Easy and fast installation

Water pipe connection only which is easy for installation

HeatSTAR+ Series M-HB

Amitime's heatSTAR+ system has been developed with the idea for maximum possible energy saving, by its ultra-high scope rating and quiet operation.

The monoblock system with a hydro internal unit, which is easy for installation and no additional refrigerant piping requirement. It can be simply plumbed to your house's heating system by using water connections.

-  Water pipe connection only which easy for installation
-  Work down to -25 °C
-  High energy efficiency with A+++ energy level



Powerful Functions

With a 4.3" touch screen operation panel, EcoTouch can combine various heating equipment, to optimize the energy consumption of the entire system as a whole. Its sophisticated control logic smartly manages the system components and allows the integration with other common control systems to satisfy the complex demands of various applications, for highly efficient operation while minimizing the power consumption.

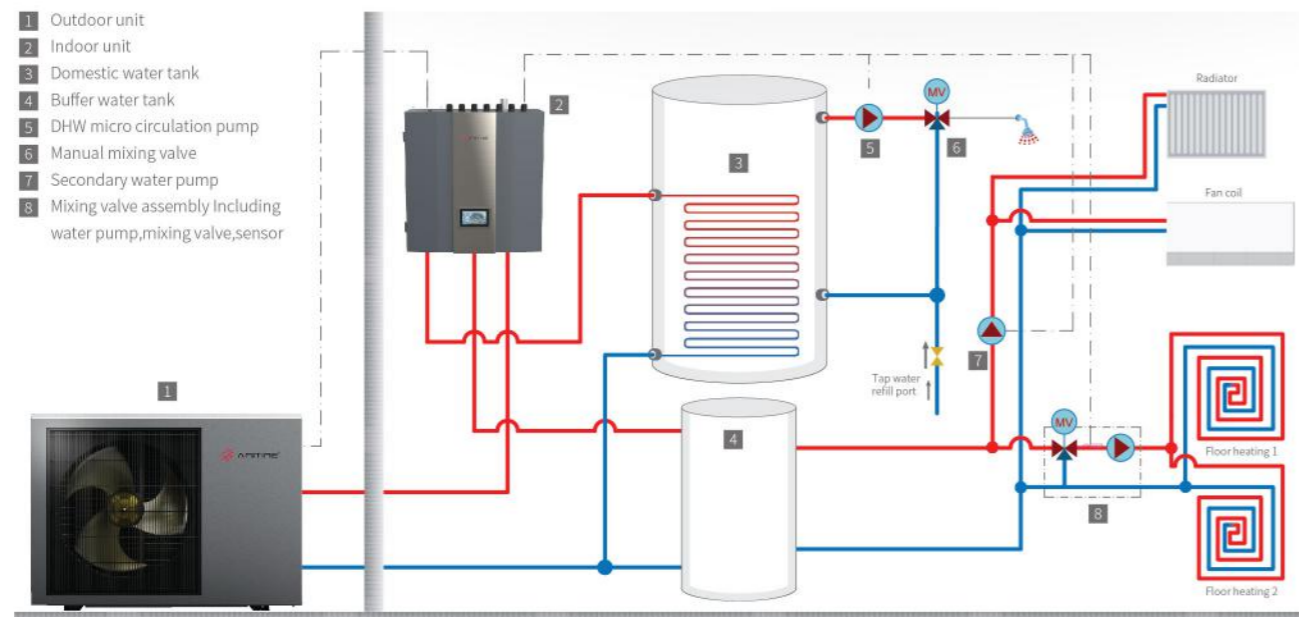


Models

Phase	Capacity(kW)	Internal unit	External unit
1 phase	6		HeatSTAR06M-HB-O
	8		HeatSTAR09M-HB-O 
	12		HeatSTAR12M-HB-O
3 phase	15	HeatSTAR15M-HB-I	HeatSTAR15M-HB-O 
	19	HeatSTAR19M-HB-I	HeatSTAR19M-HB-O

Application

- 1 Outdoor unit
- 2 Indoor unit
- 3 Domestic water tank
- 4 Buffer water tank
- 5 DHW micro circulation pump
- 6 Manual mixing valve
- 7 Secondary water pump
- 8 Mixing valve assembly including water pump, mixing valve, sensor



Dual heating/cooling curves

Design the ideal temperature curves as you wish and precisely adjust the high and low temperature water systems



DHW storage

Timer and priority management for sanitary hot water, with anti-legionella function



ECO use for electric heater

Two-stage control and special logic to activate/stop electric heater, balancing comfort and energy saving



Real-time COP

View power consumption, output and COP values in real time, and clearly present energy efficiency statistics



SG-Ready

Intelligently select the most cost-effective solution based on the signals provided by the power grid in peak and valley time



Sleep and quiet mode

The quietest operations guarantee a quality sleep and peaceful environment



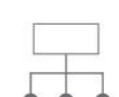
Smart defrosting

Sophisticated algorithms take into account ambient temperature, coil temperature and defrosting time



Room temperature control

The unit not only can be controlled by setting water temp, but also by room temperature



Modbus

Easy to communicate with BMS for smart building

HeatSTAR+ Series M-CB

The M-CB series with controller box, it can help to make the wiring of the unit more easily, and put the controller inside of the house for easy operation. The monoblock system with a controller box, which is easy for installation and no additional water or refrigerant piping requirement. It can be simply plumbed to your house's heating system by using communication cable connections.

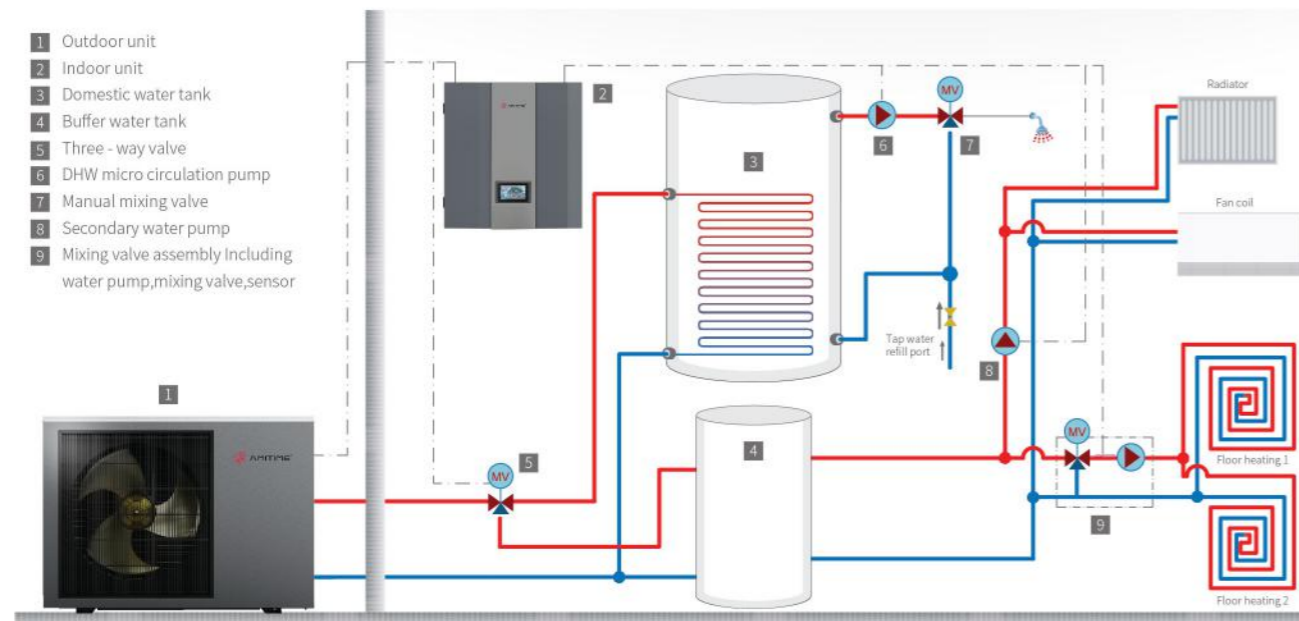
- ☑ Monoblock type with a controller box
- ☑ User-friendly touch screen interface
- ☑ With Wi-Fi module and APP control



Models

Phase	Capacity(kW)	Internal unit	External unit
1 phase	6	HeatSTAR06-12M-CB-I	HeatSTAR06M-CB-O
	8		HeatSTAR09M-CB-O
	12		HeatSTAR12M-CB-O
3 phase	15	HeatSTAR15M-CB-I	HeatSTAR15M-CB-O
	19	HeatSTAR19M-CB-I	HeatSTAR19M-CB-O

Application



HeatSTAR+ Series M-AIO

All In One System: is monoblock system combining a 250L water tank in its indoor section. This structure minimizes the installation space of the water tank in house.

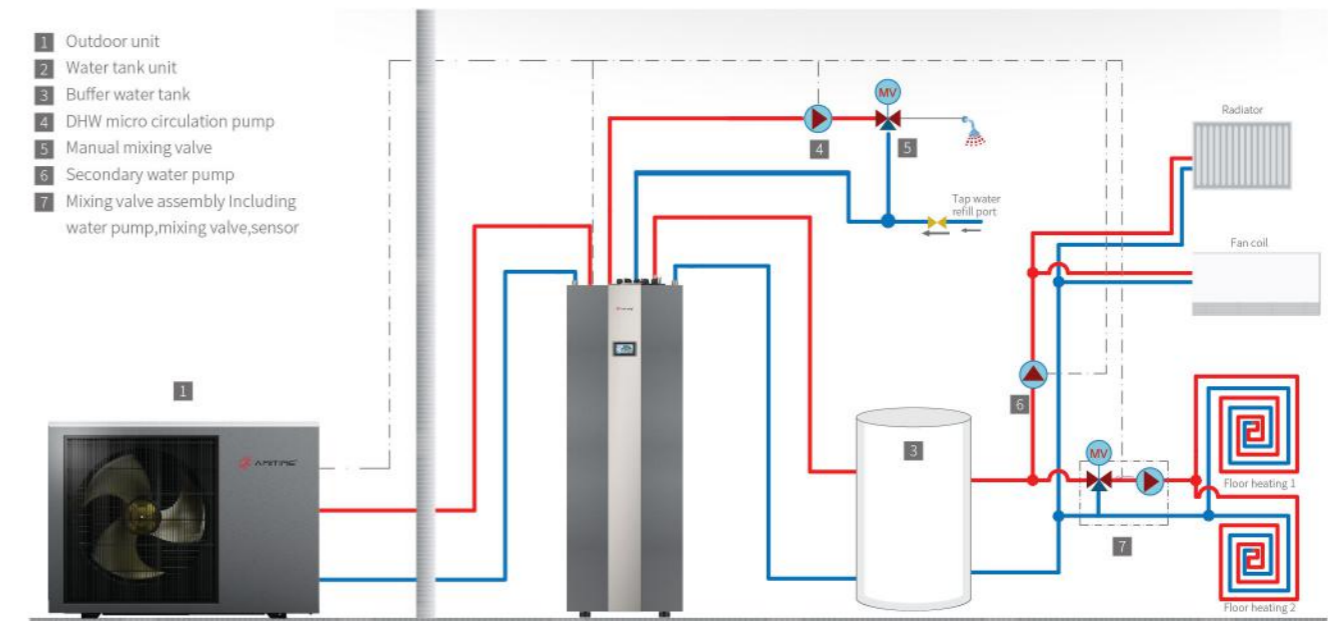
- ✂ Water pipe connection only which is easy for installation
- ☑ All in one indoor unit including E-heater, diverter valve, water pump and 250L water tank
- ☑ Low sound power level as low as 52dB(A)



Models

Phase	Capacity(kW)	Internal unit	External unit
1 phase	6	HeatSTAR06-12M-AIO-I	HeatSTAR06M-AIO-O
	8		HeatSTAR09M-AIO-O
	12		HeatSTAR12M-AIO-O
3 phase	15	HeatSTAR15M-AIO-I	HeatSTAR15M-AIO-O
	19	HeatSTAR19M-AIO-I	HeatSTAR19M-AIO-O

Application



HeatSTAR+ Series M-FM

The M-FM series with full monoblock design which only with an outdoor unit, is the simplest solution for installation and controller operation.

- ☑ Full Monoblock type only with an outdoor unit
- ☑ User-friendly controller-easy operation
- ✂ Easy installation and maintenance

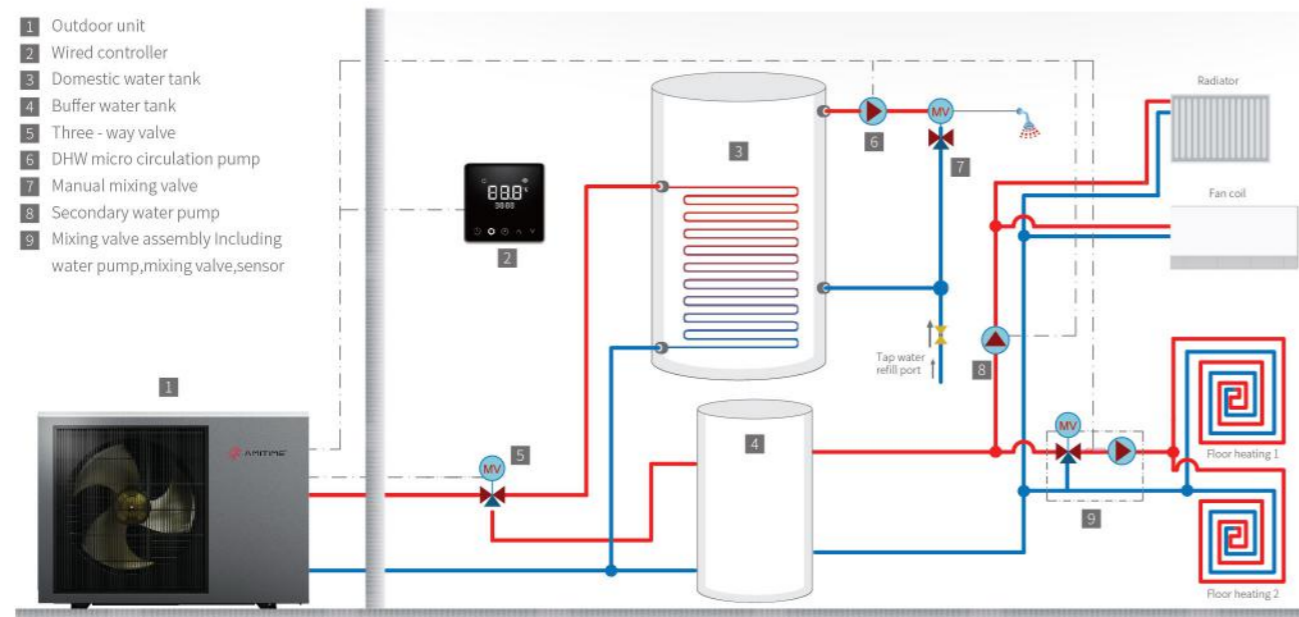


Models

Phase	Capacity(kW)	External unit
1 phase	6	HeatSTAR06M-FM-O
	8	HeatSTAR09M-FM-O
	12	HeatSTAR12M-FM-O
3 phase	15	HeatSTAR15M-FM-O
	19	HeatSTAR19M-FM-O

Application

- 1 Outdoor unit
- 2 Wired controller
- 3 Domestic water tank
- 4 Buffer water tank
- 5 Three-way valve
- 6 DHW micro circulation pump
- 7 Manual mixing valve
- 8 Secondary water pump
- 9 Mixing valve assembly including water pump, mixing valve, sensor



User-friendly Touchscreen Interface

With elegant design and simple icons, the operation panel provides user friendly experience along with interesting functions.

- Friendly operation
- Wi-Fi solution
- Heating curves
- Waterproof



Wi-Fi Solution

Simple operation for various functions

- On/Off
- Operation Mode Selection
- Current temperature
- Set temperature
- Energy Monitoring



HeatSTAR+ Series S-HB

S-HB series is with split system, the internal unit is connected with external unit with refrigerant pipe, which can help to prevent the freezing of plate heat exchanger extremely in super low ambient temperature conditions. It can help to make sure the safety of the system.

Split type-refrigerant pipe connection between internal and external unit

Intelligent temperature control curves

Work down to ambient temperature -25 °C, supply high water temperature to 58 °C

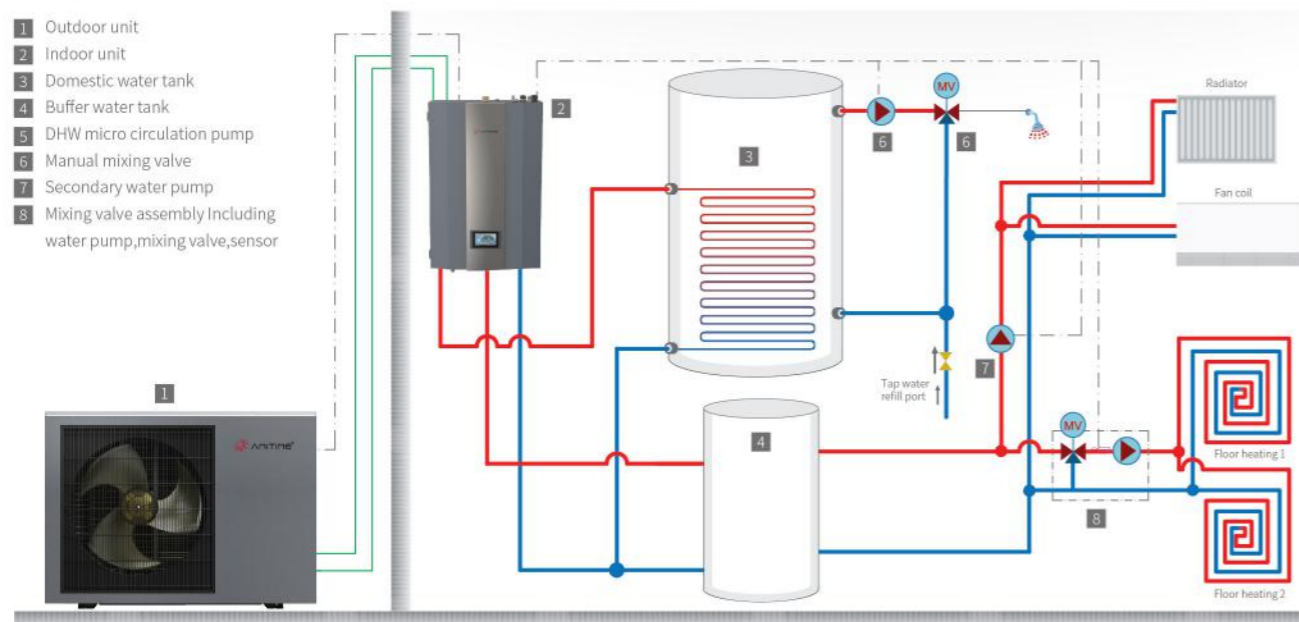


Models

Phase	Capacity(kW)	Internal unit	External unit
1 phase	6	HeatSTAR06-12S-HB-I	HeatSTAR06S-HB-O
	8		HeatSTAR09S-HB-O
	12		HeatSTAR12S-HB-O
3 phase	15	HeatSTAR15S-HB-I	HeatSTAR15S-HB-O
	19	HeatSTAR19S-HB-I	HeatSTAR19S-HB-O

Application

- Outdoor unit
- Indoor unit
- Domestic water tank
- Buffer water tank
- DHW micro circulation pump
- Manual mixing valve
- Secondary water pump
- Mixing valve assembly including water pump, mixing valve, sensor



HeatSTAR+ Series S-AIO

S-AIO series is with similar structure of S-HB series, the only difference is in internal unit there is a 250L water tank which can help to save the installation space of the water tank in house.

Split system

All in one indoor unit including E-heater, diverter valve, water pump and 250L water tank

Anti-legionella function

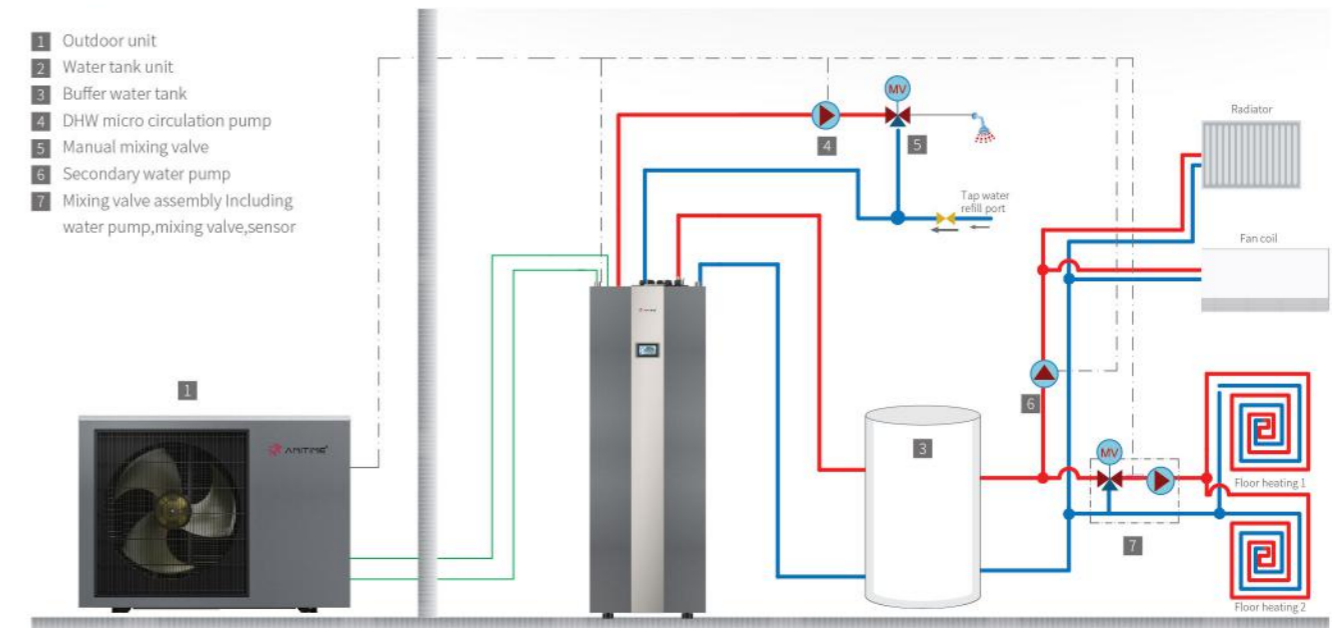


Models

Phase	Capacity(kW)	Internal unit	External unit
1 phase	6	HeatSTAR06-12S-AIO-I	HeatSTAR06S-AIO-O
	8		HeatSTAR09S-AIO-O
	12		HeatSTAR12S-AIO-O
3 phase	15	HeatSTAR15S-AIO-I	HeatSTAR15S-AIO-O
	19	HeatSTAR19S-AIO-I	HeatSTAR19S-AIO-O

Application

- Outdoor unit
- Water tank unit
- Buffer water tank
- DHW micro circulation pump
- Manual mixing valve
- Secondary water pump
- Mixing valve assembly including water pump, mixing valve, sensor



Residential Heat Pump

HeatLITE Series

R32

R32
refrigeran

A+++

A+++
energy label

Amitime's heatLITE system has been developed with the idea in mind for maximum possible energy savings, through its ultra high scop rating and quiet operation. Latest development in DC inverter technologies and their application in various intemal componentsincluding compressor, fan, and water pump, has been the major player in the success of our heatLITE line.



A+++ Energy Level

High energy efficiency and stable performance. With full inverter technology, it reaches A+++ energy level and COP is up to 5



User Friendly Touch Screen Control Panel

It is easy to operate with feasible mounting to fit different installations.



Quiet operation

We take care of the conformation, and lots of unique technology skills to deliver a quiet living space.



Easy and fast installation

Water pipe connection only which is easy for installation

■ Components Features

Full DC inverter

All moving components inside, including compressor, water pump and fan motor, are DC Inverter type, that enhance the performance of the entire system, as well as balance the unit output and energy demand in a smart way.



High quality evaporator

Inorganic coated evaporator can effectively prevent frost building up, which helps the system reduce the energy waste for defrosting by 10%.



Safety first

Spark-free electric components inside guarantees the safety of system all lifetime long.

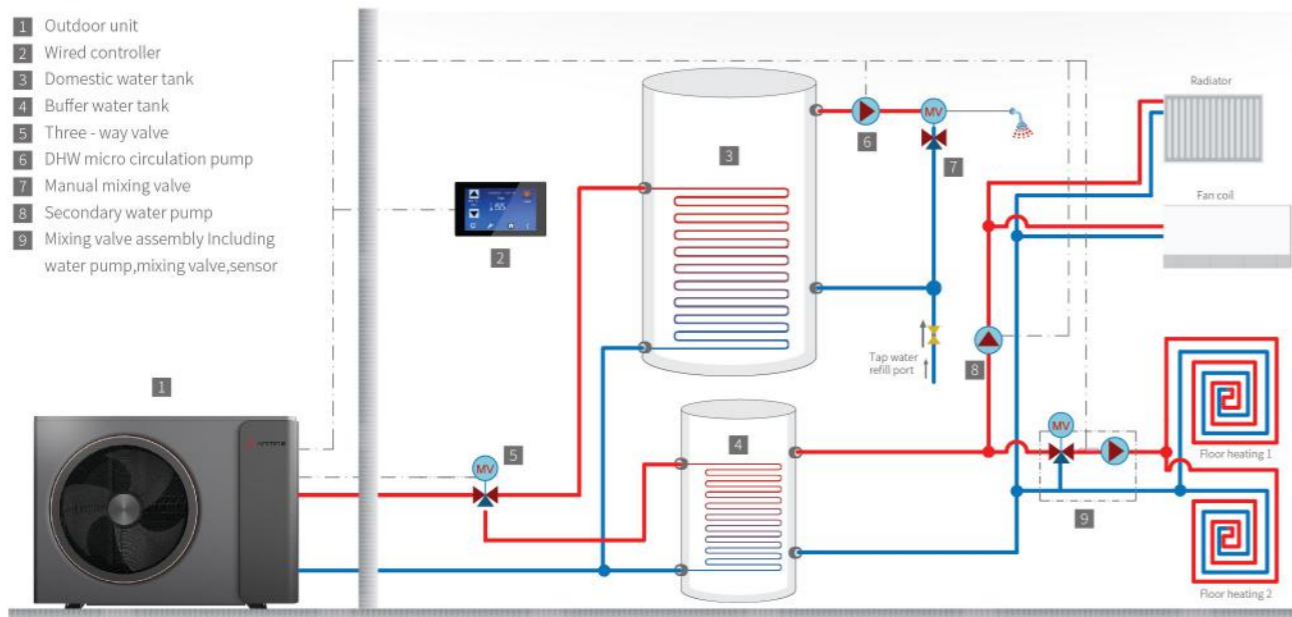


■ Models

Phase	Capacity(kW)	External unit
1 phase	6	HeatLITE06M-HB-O
	8	HeatLITE09M-HB-O
	12	HeatLITE12M-HB-O
3 phase	15	HeatLITE15M-HB-O
	19	HeatLITE19M-HB-O

■ Application

- 1 Outdoor unit
- 2 Wired controller
- 3 Domestic water tank
- 4 Buffer water tank
- 5 Three-way valve
- 6 DHW micro circulation pump
- 7 Manual mixing valve
- 8 Secondary water pump
- 9 Mixing valve assembly including water pump, mixing valve, sensor



User-friendly Touchscreen Interface

With elegant design and simple icons, the operation panel provides user friendly experience along with interesting functions.

- Friendly operation
- Wi-Fi solution
- Heating curves
- Waterproof



■ Wi-Fi Solution

Wifi function is intergrated with display, so you can control the heat pump remotely, and you can check the running datas from APP. Wifi function deliver a simply life for you.

- On/Off
- Operation Mode Selection
- Current temperature
- Set temperature
- Energy Monitoring



Commercial Heat Pump

PowerSTAR Series

R290

R290 ECO
refrigerant

R410A

R410A
refrigerant

A+++

R290 A+++ energy label
R410A with A++

With powerful output and various output available, powerSTAR series provides comfortable heating, cooling and sanitary hot water to all users, not only for projects including hotels, offices, etc, but also factories and other industry usage. With optimized cascade system, powerSTAR is suitable for all kinds of demand.

In addition to comfort, safety is the other most important point during design of powerSTAR. With advanced safety control system, users can enjoy continuous comfort effectively and safely.



Intelligent control
With WIFI module and APP control



High water temperature supply
Supply high water temperature up to 75°C



Quiet operation
Low noise solution with DC fan motor and improved air duct system.








Low operating costs
High energy efficiency and reaches A++ energy level

■ Integrated Design

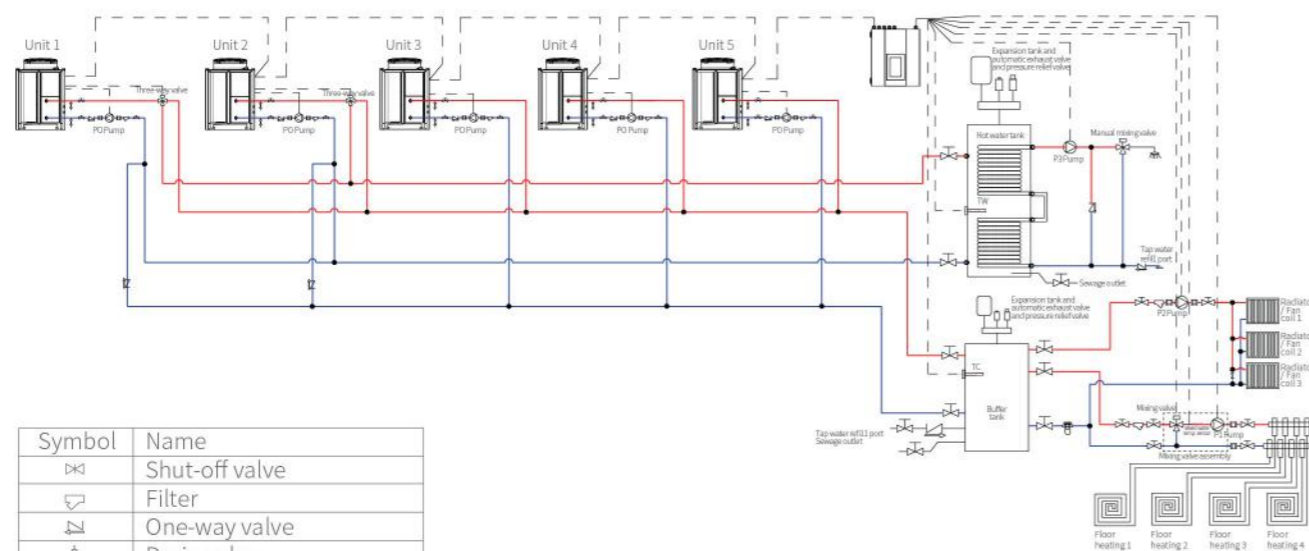







- 1 Qualified EC fan motor
- 2 High quality evaporator
- 3 Elctronic expansion valve
- 4 Control system
- 5 Stable and efficient DC inveter compressor
- 6 Water pump (optional)

■ Models

Phase	Capacity(kW)	External unit
3 phase	25	powerSTAR25M 
	30	powerSTAR30M 
	40	powerSTAR+40M 
	45	powerSTAR45M 
	90	powerSTAR90M 

■ Application



Symbol	Name
	Shut-off valve
	Filter
	One-way valve
	Drain valve
	Soft connector
	Magnetic filter
	contor signal line

■ Control Features



7" Touch Screen operation panel



Cascade

One operation panel can control up to 16 units



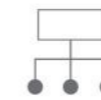
Heating Curve

Adjust outlet water temp. Based on ambient temp. automatically



Two Mixing Circuits

Two mixing circuits control for different heating zones



Modbus

Easy to communicate with BMS for smart building



Run in rotation

When two or more units are connected in the system, every unit runs alternately



Emergency Operation

If master unit is off-line, by turning on the emergency switch, each heat pump unit can work individually according to last working command



WIFI module

Remote control, easy for service



Smart defrosting

Sophisticated algorithms take into account ambient temperature, coil temperature and defrosting time

Fan coil Series

BM / SU Fan Coil Unit



Heating



Cooling

A fan coil unit (FCU) is a heat exchange device consisting of heat exchanger coil and forced air fan. Fan coil units circulate hot or cold water through circuits embedded within the coils and moves the room air over, to heat or cool the air in order to condition a space.

Hot or cold water provided through an Amitime heat pump would circulate in the coil, to remove or add heat to the air through heat transfer.

Speed control of the fan motor within a fan coil unit is effectively used to control the heating and cooling output desired from the unit.

Amitime provides wide range of fan coil units in different styles with DC available motors.



Heating and Cooling

Effectively used to control the heating and cooling output desired from the unit.



Intelligent control

Controlled by panel, remote controller and APP



Super quiet

We take care of the conformation, and lots of unique technology skills to deliver a quiet living space.



Compact Construction

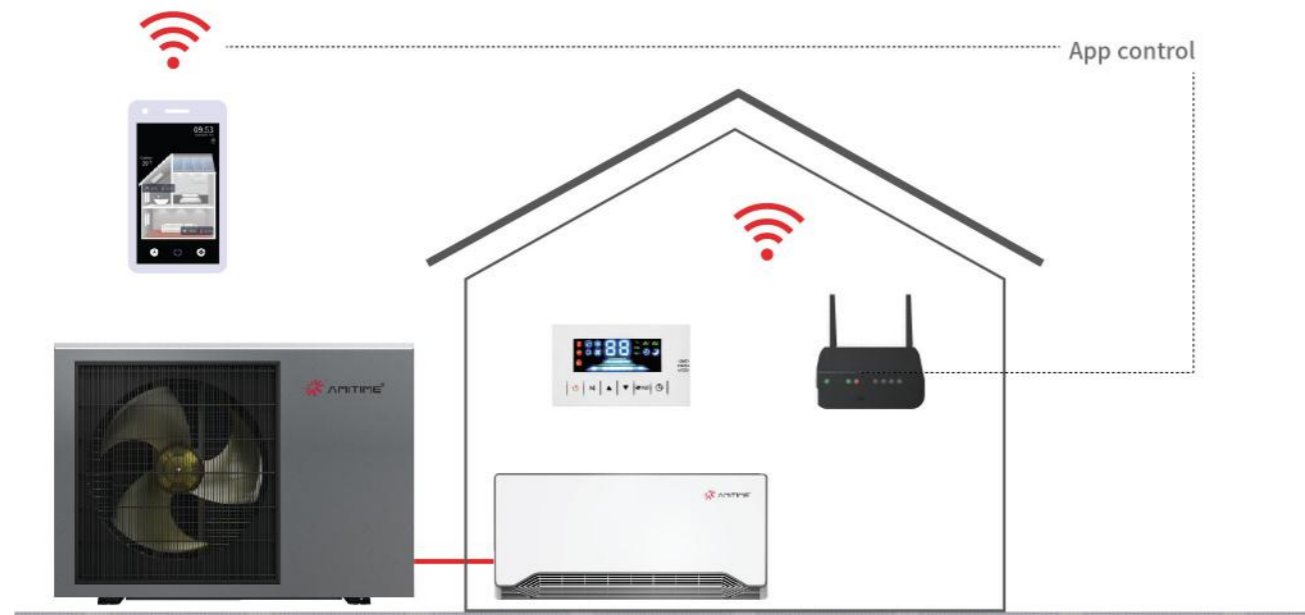
130mm thick

■ WI-FI SOLUTION

Combined with 4G and WiFi dual-mode networking, the remote control function of our device allows you to freely choose the networking mode, no matter where you are, always keep the device efficient operation and real-time monitoring.

Simple operation for various functions


- On/Off
- Operation Mode Selection
- Current temperature
- Set temperature
- Energy Monitoring




■ Models

Phase	Capacity(kW)	External unit
BM	0.99	BM150
	2	BM350
	2.8	BM450
	4.2	BM550
SU	2.8	SU-600A
	4.2	SU-800A

■ Main Components



Famous Brand Motorized Valve(Optional)



Coil with Hydrophilic Aluminum Fin



Balanced Cross Fan Blower



Easy Access to Air Filter



Touch Operation Panel



Speed Variable DC Motor

Swimming Pool Heat Pump



Silent swimming environment



Energy saving



Heating



Cooling

Amitime is determined to keep on its endeavor and commitment in technology progression and product improvement, by working together with its worldwide partners in its task of offering solution in environmental technologies with highest innovation, dependability, quality and energy efficiency. We are looking forward to welcome you as a new partner of our family, to share current achievement and work together for more outcome.



Wide working ambient temperature range
Operation ambient temperature low down to -15°C, and up to 43°C



Simple but intelligent design
The modern design bring you enjoyable feeling, and we provide customized casing design for customers



Wi-Fi & modbus function
Built-in Wi-Fi for free, smart control via the Smartlife App. Control your heat pump from any place, whenever you want



Auto correction
Exclusively technology of 4 way valve invalid auto correction

Swimming Pool Heat Pump Pisces FI

Pisces FI represent our inverter horizontal swimming pool heat pump with ABS plastic housing, which can prevent corrosion issues. Like the most romantic constellation-Pisces, which always pursues a high quality and romantic life, our Pisces FI range aims to provide poetical and cheerful swimming time for you and your family, giving you a poetical and cheerful life.

Full inverter

Accurate full DC inverter control $\pm 0.2\text{C}$. Full inverter driver with variable speed fan and compressor to deliver the lowest running costs with maximum heat output, ensuring you a super low noise pool.

Reliable Structure

Twin rotary compressor to minimize vibration. Anti-corrosion ABS cabinet and Titanium heat exchanger. Ultimately cabinet design for easy maintenance and after sales service.

Wide range of products

5kW~24kW capacities to meet different size of swimming pools



Swimming Pool Heat Pump Taurus FI

Taurus FI Series delegates our full DC inverter swimming pool heat pump with metal cabinet for better protection of important components. And metal cabinet is something like Taurus, bring us a feeling of power, stability and reliability.

Reliable cabinet design

Stable and reliable metal sheet cabinet

Super Quiet

Extremely quiet operation, 19-34dB(A) at 10m (depending on model and power output).

Wi-Fi & App Function

Smart and remote control the unit by APP



Swimming Pool Heat Pump Gemini FI

Gemini FI Series swimming pool heat pump is the most luxury range, this product including marketing leading technology and extraordinary design. Thanks to the exclusive design, Gemini FI offers the super quiet operation condition. And it also represents a heart always feeling fresh for everything new.

Ultimate design

Multiple choices of exclusive designs and waterproof LCD display with touch button screen

Super low noise

Super silent operation with concealed fan

Wide working temperature range

Wide working ambient temperature range from -15°C to 43 °C



Main Component



Waterproof controller

Waterproof LCD controller without casing, and with an intelligent touch big screen. Built-in Wi-Fi and APP function



Titanium heat exchanger

Excellent titanium tube adopted, ensures high efficiency and corrosion resistance




DC inverter fan motor

DC inverter brushless fan motor, make sure quiet, efficiency, and every-saving for the operation of unit

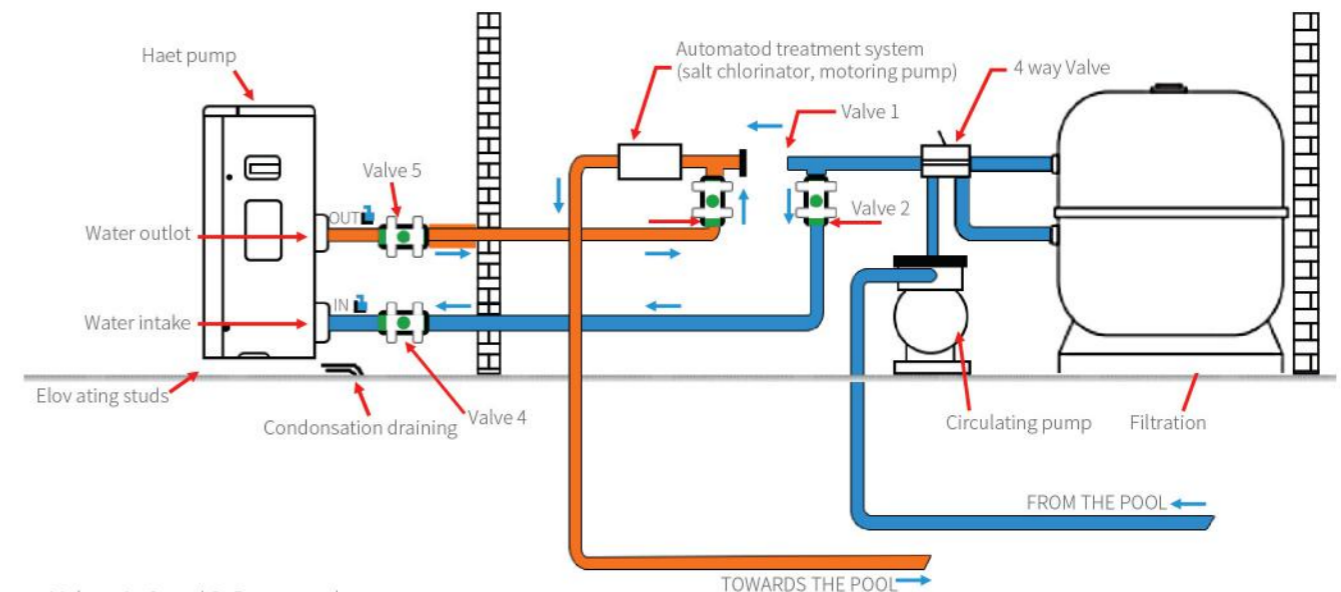


Inverter compressor

Full DC inverter compressor with quiet operation and high efficiency

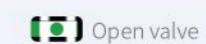


Application



Valves 1, 2 and 3: Bypass valves
 Valves 4 and 5: Regulating valves
 (Recommended for facilitating adjustments close to the machine)

Key



EcoSTAR Series M-HB



■ Technical Data

Model		EcoSTAR06M-HB EcoSTAR08M-HB EcoSTAR12M-HB EcoSTAR15M-HB					
Seasonal Energy-(According to EN14825)							
ErP	Energy class - Heating (35°C/55°C)	-	A+++/A++	A+++/A++	A+++/A++	A+++/A++	
	SCOP(35°C/55°C)	W/W	4.81/3.59	4.85/3.65	4.76/3.56	4.74/3.50	
	Rated Heat Output(Prated) (35°C/55°C)	kW	4.91/4.55	6.93/6.40	8.97/8.21	12.55/11.01	
	Seasonal Space Heating Efficiency (ηs) (35°C/55°C)	%	189.3/140.6	190.9/143.1	187.5/139.4	186.5/136.9	
	Annual Energy Consumption(35°C/55°C)	kWh	2111/2616	2953/3622	3889/4766	5475/6505	
	Sound power level (indoor/outdoor)	dB(A)	33/54	33/54	34/56	37/56	
Nominal Capacity and Nominal Input							
Nominal heating	Heating Capacity Min./Max	A7/W35	kW	2.56/6.76	3.76/9.52	5.21/12.0	6.83/16.6
	Heating Power Input Min./Max.		kW	0.58/1.52	0.68/2.04	0.99/3.06	1.27/4.18
	C.O.P		W/W	4.44/4.83	4.67/5.57	3.93/5.31	3.98/5.38
	Heating Capacity Min./Max	A7/W45	kW	2.42/6.57	3.00/9.09	4.38/11.7	6.17/15.5
	Heating Power Input Min./Max.		kW	0.67/1.82	0.86/2.40	1.11/3.55	1.58/4.76
	C.O.P		W/W	3.62/3.86	3.51/4.03	3.28/3.94	3.26/3.90
Nominal cooling	Cooling Capacity Min./Max	A35/W18	kW	2.02/5.43	2.39/7.83	3.47/10.1	5.77/12.4
	Cooling Power Input Min./Max.		kW	0.51/1.31	0.57/2.08	0.94/2.97	1.23/3.70
	E.E.R		W/W	4.00/4.23	3.77/4.35	3.40/3.93	3.36/4.69
	Cooling Capacity Min./Max	A35/W7	kW	1.27/3.71	1.83/5.61	2.16/7.19	4.05/10.1
	Cooling Power Input Min./Max.		kW	0.52/1.30	0.62/2.00	0.97/2.76	1.26/3.55
	E.E.R		W/W	2.46/2.95	2.46/2.99	2.23/2.64	2.84/3.22
General Info							
Electrical data	Power supply	V/Hz/Ph	220-240/50/1	220-240/50/1	220-240/50/1	380-420/50/3	
Operation limits	Ambient Temperature Range	°C	-25~43	-25~43	-25~43	-25~43	
	Water temperature range(heating)	°C	70/25	70/25	70/25	70/25	
	Water temperature range(cooling)	°C	20/7	20/7	20/7	20/7	
Refrigerant side	Refrigerant	Type / Amount	- / kg	R290 / 0.6kg	R290 / 0.7kg	R290 / 0.9kg	R290 / 1.5kg
	Compressor	Type - Quantity/System		Rotary	Rotary	Rotary	Rotary
	Four-way valve + EEV			sanhua	sanhua	sanhua	sanhua
	Fan	Quantity		1	1	1	2
		Airflow	m3/h	3150	3150	3300	6300
		Rated power	W	62	62	62	124
Water Side	Type		Plate Heat Exchanger	Plate Heat Exchanger	Plate Heat Exchanger	Plate Heat Exchanger	
	Water Pressure Drop	kPa	23	23	23	23	
	Piping Connection	Inch	G1"	G1"	G1"	G1-1/4"	
	Allowable Water Flow-Min./Rated./Max.	L/S	0.20/0.29/0.37	0.27/0.38/0.50	0.40/0.57/0.75	0.50/0.72/0.93	
Dimension	Net Dimension(L×D×H)	Indoor Unit	mm	570x550x260	570x550x260	570x550x260	570x550x260
		Outdoor Unit	mm	1255x460x860	1255x460x860	1255x460x960	1140x453x1465
	Net Weight	Indoor Unit	kg	25	25	25	25
		Outdoor Unit	kg	95	103	115	150

The specifications are subject to change without prior notice. For actual specifications of unit, please refer to the stickers on the unit.

EcoSTAR Series M-CB



■ Technical Data

Model		EcoSTAR06M-CB EcoSTAR08M-CB EcoSTAR12M-CB EcoSTAR15M-CB					
Seasonal Energy-(According to EN14825)							
ErP	Energy class - Heating (35°C/55°C)	-	A+++/A++	A+++/A++	A+++/A++	A+++/A++	
	SCOP(35°C/55°C)	W/W	4.81/3.59	4.85/3.65	4.76/3.56	4.74/3.50	
	Rated Heat Output(Prated) (35°C/55°C)	kW	4.91/4.55	6.93/6.40	8.97/8.21	12.55/11.01	
	Seasonal Space Heating Efficiency (ηs) (35°C/55°C)	%	189.3/140.6	190.9/143.1	187.5/139.4	186.5/136.9	
	Annual Energy Consumption(35°C/55°C)	kWh	2111/2616	2953/3622	3889/4766	5475/6505	
	Sound power level (indoor/outdoor)	dB(A)	33/54	33/54	34/56	37/56	
Nominal Capacity and Nominal Input							
Nominal heating	Heating Capacity Min./Max	A7/W35	kW	2.56/6.76	3.76/9.52	5.21/12.0	6.83/16.6
	Heating Power Input Min./Max.		kW	0.58/1.52	0.68/2.04	0.99/3.06	1.27/4.18
	C.O.P		W/W	4.44/4.83	4.67/5.57	3.93/5.31	3.98/5.38
	Heating Capacity Min./Max	A7/W45	kW	2.42/6.57	3.00/9.09	4.38/11.7	6.17/15.5
	Heating Power Input Min./Max.		kW	0.67/1.82	0.86/2.40	1.11/3.55	1.58/4.76
	C.O.P		W/W	3.62/3.86	3.51/4.03	3.28/3.94	3.26/3.90
Nominal cooling	Cooling Capacity Min./Max	A35/W18	kW	2.02/5.43	2.39/7.83	3.47/10.1	5.77/12.4
	Cooling Power Input Min./Max.		kW	0.51/1.31	0.57/2.08	0.94/2.97	1.23/3.70
	E.E.R		W/W	4.00/4.23	3.77/4.35	3.40/3.93	3.36/4.69
	Cooling Capacity Min./Max	A35/W7	kW	1.27/3.71	1.83/5.61	2.16/7.19	4.05/10.1
	Cooling Power Input Min./Max.		kW	0.52/1.30	0.62/2.00	0.97/2.76	1.26/3.55
	E.E.R		W/W	2.46/2.95	2.46/2.99	2.23/2.64	2.84/3.22
General Info							
Electrical data	Power supply	V/Hz/Ph	220-240/50/1	220-240/50/1	220-240/50/1	380-420/50/3	
Operation limits	Ambient Temperature Range	°C	-25~43	-25~43	-25~43	-25~43	
	Water temperature range(heating)	°C	70/25	70/25	70/25	70/25	
	Water temperature range(cooling)	°C	20/7	20/7	20/7	20/7	
Refrigerant side	Refrigerant	Type / Amount	- / kg	R290 / 0.6kg	R290 / 0.7kg	R290 / 0.9kg	R290 / 1.5kg
	Compressor	Type - Quantity/System		Rotary	Rotary	Rotary	Rotary
	Four-way valve + EEV			sanhua	sanhua	sanhua	sanhua
	Fan	Quantity		1	1	1	2
		Airflow	m3/h	3150	3150	3300	6300
		Rated power	W	62	62	62	124
Water Side	Type		Plate Heat Exchanger	Plate Heat Exchanger	Plate Heat Exchanger	Plate Heat Exchanger	
	Water Pressure Drop	kPa	23	23	23	23	
	Piping Connection	Inch	G1"	G1"	G1"	G1-1/4"	
	Allowable Water Flow-Min./Rated./Max.	L/S	0.20/0.29/0.37	0.27/0.38/0.50	0.40/0.57/0.75	0.50/0.72/0.93	
Dimension	Net Dimension(L×D×H)	Indoor Unit	mm	450x380x132	450x380x132	450x380x132	450x380x132
		Outdoor Unit	mm	1255x460x860	1255x460x860	1255x460x960	1140x453x1465
	Net Weight	Indoor Unit	kg	9	9	9	9
		Outdoor Unit	kg	97	105	117	152

The specifications are subject to change without prior notice. For actual specifications of unit, please refer to the stickers on the unit.

EcoSTAR Series M-AIO



■ Technical Data

Model		EcoSTAR06M-AIO		EcoSTAR08M-AIO		EcoSTAR12M-AIO		EcoSTAR15M-AIO	
Seasonal Energy-(According to EN14825)									
ErP	Energy class - Heating (35°C/55°C)	-	A+++/A++	A+++/A++	A+++/A++	A+++/A++	A+++/A++	A+++/A++	A+++/A++
	SCOP(35°C/55°C)	W/W	4.81/3.59	4.85/3.65	4.76/3.56	4.74/3.50	4.74/3.50	4.74/3.50	4.74/3.50
	Rated Heat Output(Prated) (35°C/55°C)	kW	4.91/4.55	6.93/6.40	8.97/8.21	12.55/11.01	12.55/11.01	12.55/11.01	12.55/11.01
	Seasonal Space Heating Efficiency (ηs) (35°C/55°C)	%	189.3/140.6	190.9/143.1	187.5/139.4	186.5/136.9	186.5/136.9	186.5/136.9	186.5/136.9
	Annual Energy Consumption(35°C/55°C)	kWh	2111/2616	2953/3622	3889/4766	5475/6505	5475/6505	5475/6505	5475/6505
	Sound power level (indoor/outdoor)	dB(A)	33/54	33/54	34/56	37/56	37/56	37/56	37/56
Nominal Capacity and Nominal Input									
Nominal heating	Heating Capacity Min./Max	A7/W35	kW	2.56/6.76	3.76/9.52	5.21/12.0	6.83/16.6	6.83/16.6	6.83/16.6
	Heating Power Input Min./Max		kW	0.58/1.52	0.68/2.04	0.99/3.06	1.27/4.18	1.27/4.18	1.27/4.18
	C.O.P		W/W	4.44/ 4.83	4.67/5.57	3.93/5.31	3.98/5.38	3.98/5.38	3.98/5.38
	Heating Capacity Min./Max	A7/W45	kW	2.42/6.57	3.00/9.09	4.38/11.7	6.17/15.5	6.17/15.5	6.17/15.5
	Heating Power Input Min./Max		kW	0.67/1.82	0.86/2.40	1.11/3.55	1.58/4.76	1.58/4.76	1.58/4.76
	C.O.P		W/W	3.62/ 3.86	3.51/4.03	3.28/3.94	3.26/3.90	3.26/3.90	3.26/3.90
Nominal cooling	Cooling Capacity Min./Max	A35/W18	kW	2.02/5.43	2.39/7.83	3.47/10.1	5.77/12.4	5.77/12.4	5.77/12.4
	Cooling Power Input Min./Max		kW	0.51/1.31	0.57/2.08	0.94/2.97	1.23/3.70	1.23/3.70	1.23/3.70
	E.E.R		W/W	4.00/4.23	3.77/4.35	3.40/3.93	3.36/4.69	3.36/4.69	3.36/4.69
	Cooling Capacity Min./Max	A35/W7	kW	1.27/3.71	1.83/5.61	2.16/7.19	4.05/10.1	4.05/10.1	4.05/10.1
	Cooling Power Input Min./Max		kW	0.52/1.30	0.62/2.00	0.97/2.76	1.26/3.55	1.26/3.55	1.26/3.55
	E.E.R		W/W	2.46/2.95	2.46/2.99	2.23/2.64	2.84/3.22	2.84/3.22	2.84/3.22
General Info									
Electrical data	Power supply	V/Hz/Ph	220-240/50/1	220-240/50/1	220-240/50/1	380-420/50/3	380-420/50/3	380-420/50/3	380-420/50/3
Operation limits	Ambient Temperature Range	°C	-25~43	-25~43	-25~43	-25~43	-25~43	-25~43	-25~43
	Water temperature range(heating)	°C	70/25	70/25	70/25	70/25	70/25	70/25	70/25
	Water temperature range(cooling)	°C	20/7	20/7	20/7	20/7	20/7	20/7	20/7
Refrigerant side	Refrigerant	Type / Amount	- / kg	R290 / 0.6kg	R290 / 0.7kg	R290 / 0.9kg	R290 / 1.5kg	R290 / 1.5kg	R290 / 1.5kg
	Compressor	Type - Quantity/System		Rotary	Rotary	Rotary	Rotary	Rotary	Rotary
	Four-way valve + EEV			sanhua	sanhua	sanhua	sanhua	sanhua	sanhua
	Fan	Quantity			1	1	1	2	2
		Airflow	m3/h		3150	3150	3300	6300	6300
		Rated power	W		62	62	62	124	124
Water Side	Type			Plate Heat Exchanger	Plate Heat Exchanger	Plate Heat Exchanger	Plate Heat Exchanger	Plate Heat Exchanger	
	Water Pressure Drop	kPa		23	23	23	23	23	
	Piping Connection	Inch		G1"	G1"	G1"	G1-1/4"	G1-1/4"	
	Allowable Water Flow-Min./Rated./Max.	L/S		0.20/0.29/0.37	0.27/0.38/0.50	0.40/0.57/0.75	0.50/0.72/0.93	0.50/0.72/0.93	
Dimension	Net Dimension(L×D×H)	Indoor Unit	mm	600x730x1720	600x730x1720	600x730x1720	600x730x1720	600x730x1720	
		Outdoor Unit	mm	1255x460x860	1255x460x860	1255x460x960	1140x453x1465	1140x453x1465	
	Net Weight	Indoor Unit	kg	117	117	117	117	117	
		Outdoor Unit	kg	95	115	115	150	150	

The specifications are subject to change without prior notice. For actual specifications of unit, please refer to the stickers on the unit.

EcoSTAR Series M-FM



■ Technical Data

Model		EcoSTAR06M-FM		EcoSTAR08M-FM		EcoSTAR12M-FM		EcoSTAR15M-FM	
Seasonal Energy-(According to EN14825)									
ErP	Energy class - Heating (35°C/55°C)	-	A+++/A++	A+++/A++	A+++/A++	A+++/A++	A+++/A++	A+++/A++	A+++/A++
	SCOP(35°C/55°C)	W/W	4.81/3.59	4.85/3.65	4.76/3.56	4.74/3.50	4.74/3.50	4.74/3.50	4.74/3.50
	Rated Heat Output(Prated) (35°C/55°C)	kW	4.91/4.55	6.93/6.40	8.97/8.21	12.55/11.01	12.55/11.01	12.55/11.01	12.55/11.01
	Seasonal Space Heating Efficiency (ηs) (35°C/55°C)	%	189.3/140.6	190.9/143.1	187.5/139.4	186.5/136.9	186.5/136.9	186.5/136.9	186.5/136.9
	Annual Energy Consumption(35°C/55°C)	kWh	2111/2616	2953/3622	3889/4766	5475/6505	5475/6505	5475/6505	5475/6505
	Sound power level (indoor/outdoor)	dB(A)	33/54	33/54	34/56	37/56	37/56	37/56	37/56
Nominal Capacity and Nominal Input									
Nominal heating	Heating Capacity Min./Max	A7/W35	kW	2.56/6.76	3.76/9.52	5.21/12.0	6.83/16.6	6.83/16.6	6.83/16.6
	Heating Power Input Min./Max		kW	0.58/1.52	0.68/2.04	0.99/3.06	1.27/4.18	1.27/4.18	1.27/4.18
	C.O.P		W/W	4.44/ 4.83	4.67/5.57	3.93/5.31	3.98/5.38	3.98/5.38	3.98/5.38
	Heating Capacity Min./Max	A7/W45	kW	2.42/6.57	3.00/9.09	4.38/11.7	6.17/15.5	6.17/15.5	6.17/15.5
	Heating Power Input Min./Max		kW	0.67/1.82	0.86/2.40	1.11/3.55	1.58/4.76	1.58/4.76	1.58/4.76
	C.O.P		W/W	3.62/ 3.86	3.51/4.03	3.28/3.94	3.26/3.90	3.26/3.90	3.26/3.90
Nominal cooling	Cooling Capacity Min./Max	A35/W18	kW	2.02/5.43	2.39/7.83	3.47/10.1	5.77/12.4	5.77/12.4	5.77/12.4
	Cooling Power Input Min./Max		kW	0.51/1.31	0.57/2.08	0.94/2.97	1.23/3.70	1.23/3.70	1.23/3.70
	E.E.R		W/W	4.00/4.23	3.77/4.35	3.40/3.93	3.36/4.69	3.36/4.69	3.36/4.69
	Cooling Capacity Min./Max	A35/W7	kW	1.27/3.71	1.83/5.61	2.16/7.19	4.05/10.1	4.05/10.1	4.05/10.1
	Cooling Power Input Min./Max		kW	0.52/1.30	0.62/2.00	0.97/2.76	1.26/3.55	1.26/3.55	1.26/3.55
	E.E.R		W/W	2.46/2.95	2.46/2.99	2.23/2.64	2.84/3.22	2.84/3.22	2.84/3.22
General Info									
Electrical data	Power supply	V/Hz/Ph	220-240/50/1	220-240/50/1	220-240/50/1	380-420/50/3	380-420/50/3	380-420/50/3	380-420/50/3
Operation limits	Ambient Temperature Range	°C	-25~43	-25~43	-25~43	-25~43	-25~43	-25~43	-25~43
	Water temperature range(heating)	°C	70/25	70/25	70/25	70/25	70/25	70/25	70/25
	Water temperature range(cooling)	°C	20/7	20/7	20/7	20/7	20/7	20/7	20/7
Refrigerant side	Refrigerant	Type / Amount	- / kg	R290 / 0.6kg	R290 / 0.7kg	R290 / 0.9kg	R290 / 1.5kg	R290 / 1.5kg	R290 / 1.5kg
	Compressor	Type - Quantity/System		Rotary	Rotary	Rotary	Rotary	Rotary	Rotary
	Four-way valve + EEV			sanhua	sanhua	sanhua	sanhua	sanhua	sanhua
	Fan	Quantity			1	1	1	2	2
		Airflow	m3/h		3150	3150	3300	6300	6300
		Rated power	W		62	62	62	124	124
Water Side	Type			Plate Heat Exchanger	Plate Heat Exchanger	Plate Heat Exchanger	Plate Heat Exchanger	Plate Heat Exchanger	
	Water Pressure Drop	kPa		23	23	23	23	23	
	Piping Connection	Inch		G1"	G1"	G1"	G1-1/4"	G1-1/4"	
	Allowable Water Flow-Min./Rated./Max.	L/S		0.20/0.29/0.37	0.27/0.38/0.50	0.40/0.57/0.75	0.50/0.72/0.93	0.50/0.72/0.93	
Dimension	Net Dimension(L×D×H)	Indoor Unit	mm	450x380x132	450x380x132	450x380x132	450x380x132	450x380x132	
		Outdoor Unit	mm	1255x460x860	1255x460x860	1255x460x960	1140x453x1465	1140x453x1465	
	Net Weight	Indoor Unit	kg	9	9	9	9	9	
		Outdoor Unit	kg	99	107	119	154	154	

The specifications are subject to change without prior notice. For actual specifications of unit, please refer to the stickers on the unit.

HeatSTAR+ Series

M-HB



Technical Data

Model		HeatSTAR06M-HB	HeatSTAR09M-HB	HeatSTAR12M-HB	HeatSTAR15M-HB	HeatSTAR19M-HB			
Seasonal Energy-(According to EN14825)									
ErP	Energy class - Heating (35°C/55°C)	-	A+++/A++	A+++/A++	A+++/A++	A+++/A++			
	SCOP(35°C/55°C)	W/W	4.58/3.40	4.61/3.32	4.60/3.36	4.70/3.24	4.70/3.28		
	Rated Heat Output(Prated) (35°C/55°C)	kW	4.13/4.56	6.39/5.97	8.79/7.07	11.60/11.04	16.19/12.29		
	Seasonal Space Heating Efficiency (ηs) (35°C/55°C)	%	180.1/133.2	181.3/129.6	181.2/131.5	185.1/126.6	185/128.1		
	Annual Energy Consumption(35°C/55°C)	kWh	1865/2770	2864/3720	3944/4345	5096/7039	7117/7746		
	Sound power level (indoor/outdoor)	dB(A)	45/54	46/54	46/54	40/57	44/57		
Nominal Capacity and Nominal Input									
Nominal heating	A7/W35	Heating Capacity Min./Max	kW	2.86/7.45	3.52/9.22	4.49/11.7	6.02/15.5	7.68/18.5	
		Heating Power Input Min./Max.	kW	0.71/1.74	0.82/2.14	0.99/2.77	1.42/3.38	1.57/4.23	
		C.O.P	W/W	4.06/4.43	4.31/4.59	4.22/4.64	4.23/4.96	4.38/4.89	
	A7/W45	Heating Capacity Min./Max	kW	2.64/6.80	3.16/8.68	3.85/11.3	5.32/14.5	6.97/18.2	
		Heating Power Input Min./Max.	kW	0.86/2.06	1.01/2.56	1.24/3.35	1.58/4.09	1.94/5.08	
		C.O.P	W/W	3.07/3.37	3.12/3.49	3.12/3.47	3.37/3.70	3.58/3.72	
Nominal cooling	A35/W18	Cooling Capacity Min./Max	kW	3.11/7.41	4.30/9.49	7.0/9.8	7.23/18.6	16/19.3	
		Cooling Power Input Min./Max.	kW	0.46/1.89	0.54/2.29	1.73/2.51	1.42/5.0	4.70/6.30	
		E.E.R	W/W	3.92/4.7	4.15/4.7	4.05/3.9	3.71/5.09	3.05/3.41	
	A35/W7	Cooling Capacity Min./Max	kW	1.96/4.26	2.21/6.40	3.03/8.49	4.46/13.1	5.84/15.8	
		Cooling Power Input Min./Max.	kW	0.54/1.77	0.60/2.13	0.79/3.08	2.68/4.32	1.33/5.47	
		E.E.R	W/W	2.40/3.64	2.94/3.68	2.57/3.86	1.67/3.22	2.89/4.40	
General Info									
Electrical data	Power supply	V/Hz/Ph	220-240/50/1	220-240/50/1	220-240/50/1	380-420/50/3	380-420/50/3		
Operation limits	Ambient Temperature Range	°C	-25~43	-25~43	-25~43	-25~43	-25~43		
	Water temperature range(heating)	°C	58/25	58/25	58/25	58/25	58/25		
	Water temperature range(cooling)	°C	20/7	20/7	20/7	20/7	20/7		
Refrigerant side	Refrigerant	Type / Amount	- / kg	R32/ 0.9kg	R32/ 1.4kg	R32/ 1.8kg	R32/ 2.55kg	R32/ 2.6kg	
	Compressor	Type - Quantity/System		Rotary	Rotary	Rotary	Rotary	Rotary	
	Four-way valve + EEV			sanhua	sanhua	sanhua	sanhua	sanhua	
	Fan	Quantity			1	1	1	1	1
		Airflow	m3/h		2500	3150	3150	6200	6200
		Rated power	W		35	45	45	90	90
Water Side	Type		Plate Heat Exchanger						
	Water Pressure Drop	kPa	23	23	23	23	23		
	Piping Connection	Inch	G1"	G1"	G1"	G1-1/4"	G1-1/4"		
	Allowable Water Flow-Min./Rated./Max.	L/S	0.20/0.29/0.37	0.30/0.43/0.56	0.40/0.57/0.75	0.5/0.72/0.93	0.64/0.91/1.18		
Dimension	Net Dimension(L×D×H) Indoor Unit	mm	570x550x260	570x550x260	570x550x260	570x550x260	570x550x260		
		mm	1010x370x700	1165x370x845	1165x370x845	1085x400x1450	1085x400x1450		
	Net Weight	Indoor Unit	kg	25	25	25	25	25	
		Outdoor Unit	kg	65	78	85	130	140	

The specifications are subject to change without prior notice. For actual specifications of unit, please refer to the stickers on the unit.

HeatSTAR+ Series

M-CB



Technical Data

Model		HeatSTAR06M-CB	HeatSTAR09M-CB	HeatSTAR12M-CB	HeatSTAR15M-CB	HeatSTAR19M-CB			
Seasonal Energy-(According to EN14825)									
ErP	Energy class - Heating (35°C/55°C)	-	A+++/A++	A+++/A++	A+++/A++	A+++/A++			
	SCOP(35°C/55°C)	W/W	4.58/3.40	4.61/3.32	4.60/3.36	4.70/3.24	4.70/3.28		
	Rated Heat Output(Prated) (35°C/55°C)	kW	4.13/4.56	6.39/5.97	8.79/7.07	11.60/11.04	16.19/12.29		
	Seasonal Space Heating Efficiency (ηs) (35°C/55°C)	%	180.1/133.2	181.3/129.6	181.2/131.5	185.1/126.6	185/128.1		
	Annual Energy Consumption(35°C/55°C)	kWh	1865/2770	2864/3720	3944/4345	5096/7039	7117/7746		
	Sound power level (indoor/outdoor)	dB(A)	45/54	46/54	46/54	40/57	44/57		
Nominal Capacity and Nominal Input									
Nominal heating	A7/W35	Heating Capacity Min./Max	kW	2.86/7.45	3.52/9.22	4.49/11.7	6.02/15.5	7.68/18.5	
		Heating Power Input Min./Max.	kW	0.71/1.74	0.82/2.14	0.99/2.77	1.42/3.38	1.57/4.23	
		C.O.P	W/W	4.06/4.43	4.31/4.59	4.22/4.64	4.23/4.96	4.38/4.89	
	A7/W45	Heating Capacity Min./Max	kW	2.64/6.80	3.16/8.68	3.85/11.3	5.32/14.5	6.97/18.2	
		Heating Power Input Min./Max.	kW	0.86/2.06	1.01/2.56	1.24/3.35	1.58/4.09	1.94/5.08	
		C.O.P	W/W	3.07/3.37	3.12/3.49	3.12/3.47	3.37/3.70	3.58/3.72	
Nominal cooling	A35/W18	Cooling Capacity Min./Max	kW	3.11/7.41	4.30/9.49	7.0/9.8	7.23/18.6	16/19.3	
		Cooling Power Input Min./Max.	kW	0.46/1.89	0.54/2.29	1.73/2.51	1.42/5.0	4.70/6.30	
		E.E.R	W/W	3.92/4.7	4.15/4.7	4.05/3.9	3.71/5.09	3.05/3.41	
	A35/W7	Cooling Capacity Min./Max	kW	1.96/4.26	2.21/6.40	3.03/8.49	4.46/13.1	5.84/15.8	
		Cooling Power Input Min./Max.	kW	0.54/1.77	0.60/2.13	0.79/3.08	2.68/4.32	1.33/5.47	
		E.E.R	W/W	2.40/3.64	2.94/3.68	2.57/3.86	1.67/3.22	2.89/4.40	
General Info									
Electrical data	Power supply	V/Hz/Ph	220-240/50/1	220-240/50/1	220-240/50/1	380-420/50/3	380-420/50/3		
Operation limits	Ambient Temperature Range	°C	-25~43	-25~43	-25~43	-25~43	-25~43		
	Water temperature range(heating)	°C	58/25	58/25	58/25	58/25	58/25		
	Water temperature range(cooling)	°C	20/7	20/7	20/7	20/7	20/7		
Refrigerant side	Refrigerant	Type / Amount	- / kg	R32/ 0.9kg	R32/ 1.4kg	R32/ 1.8kg	R32/ 2.55kg	R32/ 2.6kg	
	Compressor	Type - Quantity/System		Rotary	Rotary	Rotary	Rotary	Rotary	
	Four-way valve + EEV			sanhua	sanhua	sanhua	sanhua	sanhua	
	Fan	Quantity			1	1	1	1	1
		Airflow	m3/h		2500	3150	3150	6200	6200
		Rated power	W		35	45	45	90	90
Water Side	Type		Plate Heat Exchanger						
	Water Pressure Drop	kPa	23	23	23	23	23		
	Piping Connection	Inch	G1"	G1"	G1"	G1-1/4"	G1-1/4"		
	Allowable Water Flow-Min./Rated./Max.	L/S	0.20/0.29/0.37	0.30/0.43/0.56	0.40/0.57/0.75	0.5/0.72/0.93	0.64/0.91/1.18		
Dimension	Net Dimension(L×D×H) Indoor Unit	mm	450x380x132	450x380x132	450x380x132	450x380x132	450x380x132		
		mm	1010x370x700	1165x370x845	1165x370x845	1085x400x1450	1085x400x1450		
	Net Weight	Indoor Unit	kg	9	9	9	9	9	
		Outdoor Unit	kg	67	80	87	132	142	

The specifications are subject to change without prior notice. For actual specifications of unit, please refer to the stickers on the unit.

HeatSTAR+ Series

M-AIO



■ Technical Data

Model		HeatSTAR06M-AIO	HeatSTAR09M-AIO	HeatSTAR12M-AIO	HeatSTAR15M-AIO	HeatSTAR19M-AIO			
Seasonal Energy-(According to EN14825)									
ErP	Energy class - Heating (35°C/55°C)	-	A+++/A++	A+++/A++	A+++/A++	A+++/A++			
	SCOP(35°C/55°C)	W/W	4.58/3.40	4.61/3.32	4.60/3.36	4.70/3.24	4.70/3.28		
	Rated Heat Output(Prated) (35°C/55°C)	kW	4.13/4.56	6.39/5.97	8.79/7.07	11.60/11.04	16.19/12.29		
	Seasonal Space Heating Efficiency (ηs) (35°C/55°C)	%	180.1/133.2	181.3/129.6	181.2/131.5	185.1/126.6	185/128.1		
	Annual Energy Consumption(35°C/55°C)	kWh	1865/2770	2864/3720	3944/4345	5096/7039	7117/7746		
	Sound power level (indoor/outdoor)	dB(A)	45/54	46/54	46/54	40/57	44/57		
Nominal Capacity and Nominal Input									
Nominal heating	A7/W35	Heating Capacity Min./Max	kW	2.86/7.45	3.52/9.22	4.49/11.7	6.02/15.5	7.68/18.5	
		Heating Power Input Min./Max.	kW	0.71/1.74	0.82/2.14	0.99/2.77	1.42/3.38	1.57/4.23	
		C.O.P	W/W	4.06/4.43	4.31/4.59	4.22/4.64	4.23/4.96	4.38/4.89	
	A7/W45	Heating Capacity Min./Max	kW	2.64/6.80	3.16/8.68	3.85/11.3	5.32/14.5	6.97/18.2	
		Heating Power Input Min./Max.	kW	0.86/2.06	1.01/2.56	1.24/3.35	1.58/4.09	1.94/5.08	
		C.O.P	W/W	3.07/3.37	3.12/3.49	3.12/3.47	3.37/3.70	3.58/3.72	
Nominal cooling	A35/W18	Cooling Capacity Min./Max	kW	3.11/7.41	4.30/9.49	7.0/9.8	7.23/18.6	16/19.3	
		Cooling Power Input Min./Max.	kW	0.46/1.89	0.54/2.29	1.73/2.51	1.42/5.0	4.70/6.30	
		E.E.R	W/W	3.92/4.7	4.15/4.7	4.05/3.9	3.71/5.09	3.05/3.41	
	A35/W7	Cooling Capacity Min./Max	kW	1.96/4.26	2.21/6.40	3.03/8.49	4.46/13.1	5.84/15.8	
		Cooling Power Input Min./Max.	kW	0.54/1.77	0.60/2.13	0.79/3.08	2.68/4.32	1.33/5.47	
		E.E.R	W/W	2.40/3.64	2.94/3.68	2.57/3.86	1.67/3.22	2.89/4.40	
General Info									
Electrical data	Power supply	V/Hz/Ph	220-240/50/1	220-240/50/1	220-240/50/1	380-420/50/3	380-420/50/3		
Operation limits	Ambient Temperature Range	°C	-25~43	-25~43	-25~43	-25~43	-25~43		
	Water temperature range(heating)	°C	58/25	58/25	58/25	58/25	58/25		
	Water temperature range(cooling)	°C	20/7	20/7	20/7	20/7	20/7		
Refrigerant side	Refrigerant	Type / Amount	- / kg	R32/ 0.9kg	R32 / 1.4kg	R32 /1.8kg	R32 / 2.55kg	R32 / 2.6kg	
	Compressor	Type - Quantity/System		Rotary	Rotary	Rotary	Rotary	Rotary	
	Four-way valve + EEV			sanhua	sanhua	sanhua	sanhua	sanhua	
	Fan	Quantity			1	1	1	1	1
		Airflow	m3/h		2500	3150	3150	6200	6200
Rated power	W			35	45	45	90	90	
Water Side	Type		Plate Heat Exchanger						
	Water Pressure Drop	kPa	23	23	23	23	23		
	Piping Connection	Inch	G1"	G1"	G1"	G1-1/4"	G1-1/4"		
	Allowable Water Flow-Min./Rated./Max.	L/S	0.20/0.29/0.37	0.30/0.43/0.56	0.40/0.57/0.75	0.5/0.72/0.93	0.64/0.91/1.18		
Dimension	Net Dimension(L×D×H)	Indoor Unit	mm	600x730x1720	600x730x1720	600x730x1720	600x730x1720	600x730x1720	
		Outdoor Unit	mm	1010x370x700	1165x370x845	1165x370x845	1085x400x1450	1085x400x1450	
	Net Weight	Indoor Unit	kg	117	117	117	117	117	
		Outdoor Unit	kg	65	78	85	130	140	

The specifications are subject to change without prior notice. For actual specifications of unit, please refer to the stickers on the unit.

HeatSTAR+ Series

M-FM



■ Technical Data

Model		HeatSTAR06M-FM	HeatSTAR09M-FM	HeatSTAR12M-FM	HeatSTAR15M-FM	HeatSTAR19M-FM			
Seasonal Energy-(According to EN14825)									
ErP	Energy class - Heating (35°C/55°C)	-	A+++/A++	A+++/A++	A+++/A++	A+++/A++			
	SCOP(35°C/55°C)	W/W	4.58/3.40	4.61/3.32	4.60/3.36	4.70/3.24	4.70/3.28		
	Rated Heat Output(Prated) (35°C/55°C)	kW	4.13/4.56	6.39/5.97	8.79/7.07	11.60/11.04	16.19/12.29		
	Seasonal Space Heating Efficiency (ηs) (35°C/55°C)	%	180.1/133.2	181.3/129.6	181.2/131.5	185.1/126.6	185/128.1		
	Annual Energy Consumption(35°C/55°C)	kWh	1865/2770	2864/3720	3944/4345	5096/7039	7117/7746		
	Sound power level (indoor/outdoor)	dB(A)	45/54	46/54	46/54	40/57	44/57		
Nominal Capacity and Nominal Input									
Nominal heating	A7/W35	Heating Capacity Min./Max	kW	2.86/7.45	3.52/9.22	4.49/11.7	6.02/15.5	7.68/18.5	
		Heating Power Input Min./Max.	kW	0.71/1.74	0.82/2.14	0.99/2.77	1.42/3.38	1.57/4.23	
		C.O.P	W/W	4.06/4.43	4.31/4.59	4.22/4.64	4.23/4.96	4.38/4.89	
	A7/W45	Heating Capacity Min./Max	kW	2.64/6.80	3.16/8.68	3.85/11.3	5.32/14.5	6.97/18.2	
		Heating Power Input Min./Max.	kW	0.86/2.06	1.01/2.56	1.24/3.35	1.58/4.09	1.94/5.08	
		C.O.P	W/W	3.07/3.37	3.12/3.49	3.12/3.47	3.37/3.70	3.58/3.72	
Nominal cooling	A35/W18	Cooling Capacity Min./Max	kW	3.11/7.41	4.30/9.49	7.0/9.8	7.23/18.6	16/19.3	
		Cooling Power Input Min./Max.	kW	0.46/1.89	0.54/2.29	1.73/2.51	1.42/5.0	4.70/6.30	
		E.E.R	W/W	3.92/4.7	4.15/4.7	4.05/3.9	3.71/5.09	3.05/3.41	
	A35/W7	Cooling Capacity Min./Max	kW	1.96/4.26	2.21/6.40	3.03/8.49	4.46/13.1	5.84/15.8	
		Cooling Power Input Min./Max.	kW	0.54/1.77	0.60/2.13	0.79/3.08	2.68/4.32	1.33/5.47	
		E.E.R	W/W	2.40/3.64	2.94/3.68	2.57/3.86	1.67/3.22	2.89/4.40	
General Info									
Electrical data	Power supply	V/Hz/Ph	220-240/50/1	220-240/50/1	220-240/50/1	380-420/50/3	380-420/50/3		
Operation limits	Ambient Temperature Range	°C	-25~43	-25~43	-25~43	-25~43	-25~43		
	Water temperature range(heating)	°C	58/25	58/25	58/25	58/25	58/25		
	Water temperature range(cooling)	°C	20/7	20/7	20/7	20/7	20/7		
Refrigerant side	Refrigerant	Type / Amount	- / kg	R32/ 0.9kg	R32 / 1.4kg	R32 /1.8kg	R32 / 2.55kg	R32 / 2.6kg	
	Compressor	Type - Quantity/System		Rotary	Rotary	Rotary	Rotary	Rotary	
	Four-way valve + EEV			sanhua	sanhua	sanhua	sanhua	sanhua	
	Fan	Quantity			1	1	1	1	1
		Airflow	m3/h		2500	3150	3150	6200	6200
Rated power	W			35	45	45	90	90	
Water Side	Type		Plate Heat Exchanger						
	Water Pressure Drop	kPa	23	23	23	23	23		
	Piping Connection	Inch	G1"	G1"	G1"	G1-1/4"	G1-1/4"		
	Allowable Water Flow-Min./Rated./Max.	L/S	0.20/0.29/0.37	0.30/0.43/0.56	0.40/0.57/0.75	0.5/0.72/0.93	0.64/0.91/1.18		
Dimension	Net Dimension(L×D×H)	Indoor Unit	mm	450x380x132	450x380x132	450x380x132	450x380x132	450x380x132	
		Outdoor Unit	mm	1010x370x700	1165x370x845	1165x370x845	1085x400x1450	1085x400x1450	
	Net Weight	Indoor Unit	kg	9	9	9	9	9	
		Outdoor Unit	kg	69	82	89	134	144	

The specifications are subject to change without prior notice. For actual specifications of unit, please refer to the stickers on the unit.

HeatSTAR+ Series S-HB



Technical Data

Model		HeatSTAR06S-HB	HeatSTAR09S-HB	HeatSTAR12S-HB	HeatSTAR15S-HB	HeatSTAR19S-HB			
Seasonal Energy-(According to EN14825)									
ErP	Energy class - Heating (35°C/55°C)	-	A+++/A++	A+++/A++	A+++/A++	A+++/A++			
	SCOP(35°C/55°C)	W/W	4.58/3.40	4.61/3.32	4.60/3.36	4.70/3.24	4.70/3.28		
	Rated Heat Output(Prated) (35°C/55°C)	kW	4.13/4.56	6.39/5.97	8.79/7.07	11.60/11.04	16.19/12.29		
	Seasonal Space Heating Efficiency (ηs) (35°C/55°C)	%	180.1/133.2	181.3/129.6	181.2/131.5	185.1/126.6	185/128.1		
	Annual Energy Consumption(35°C/55°C)	kWh	1865/2770	2864/3720	3944/4345	5096/7039	7117/7746		
	Sound power level (indoor/outdoor)	dB(A)	45/54	46/54	46/54	40/57	44/57		
Nominal Capacity and Nominal Input									
Nominal heating	Heating Capacity Min./Max	kW	A7/W35	2.86/7.45	3.52/9.22	4.49/11.7	6.02/15.5	7.68/18.5	
				Heating Power Input Min./Max.	0.71/1.74	0.81/2.14	0.99/2.77	1.42/3.38	1.57/4.23
				C.O.P	4.06/4.43	4.31/4.59	4.22/4.64	4.23/4.96	4.38/4.89
	Heating Capacity Min./Max	kW	A7/W45	2.64/6.80	3.16/8.68	3.85/11.3	5.32/14.5	6.97/18.2	
				Heating Power Input Min./Max.	0.86/2.06	1.01/2.56	1.24/3.35	1.58/4.09	1.94/5.08
				C.O.P	3.07/3.37	3.12/3.49	3.12/3.47	3.37/3.70	3.58/3.72
Nominal cooling	Cooling Capacity Min./Max	kW	A35/W18	3.11/7.41	4.30/9.49	7.0/9.8	7.23/18.6	16/19.3	
				Cooling Power Input Min./Max.	0.45/1.89	0.54/2.29	1.73/2.51	1.42/5.0	4.70/6.30
				E.E.R	3.92/4.7	4.15/4.7	4.05/3.9	3.71/5.09	3.05/3.41
	Cooling Capacity Min./Max	kW	A35/W7	1.96/4.26	2.21/6.40	3.03/8.49	4.46/13.1	5.84/15.8	
				Cooling Power Input Min./Max.	0.54/1.77	0.60/2.13	0.79/3.08	2.68/4.32	1.33/5.47
				E.E.R	2.40/3.64	2.94/3.68	2.57/3.86	1.67/3.22	2.89/4.40
General Info									
Electrical data	Power supply	V/Hz/Ph	220-240/50/1	220-240/50/1	220-240/50/1	380-420/50/3	380-420/50/3		
Operation limits	Ambient Temperature Range	°C	-25~43	-25~43	-25~43	-25~43	-25~43		
	Water temperature range(heating)	°C	58/25	58/25	58/25	58/25	58/25		
	Water temperature range(cooling)	°C	20/7	20/7	20/7	20/7	20/7		
Refrigerant side	Refrigerant	Type / Amount	- / kg	R290 / 1kg	R290 / 1.6kg	R290 / 1.8kg	R290 / 2.6kg	R290 / 3kg	
	Compressor	Type - Quantity/System		Rotary	Rotary	Rotary	Rotary	Rotary	
	Four-way valve + EEV			sanhua	sanhua	sanhua	sanhua	sanhua	
	Fan	Quantity			11	1	1	1	1
		Airflow	m3/h		2500	3150	3150	6200	6200
	Rated power	W		35	45	45	90	90	
Water Side	Type		Plate Heat Exchanger						
	Water Pressure Drop	kPa	23	23	23	23	23		
	Piping Connection	Inch	G1"	G1"	G1"	G1-1/4"	G1-1/4"		
	Allowable Water Flow-Min./Rated./Max.	L/S	0.20/0.29/0.37	0.30/0.43/0.56	0.40/0.57/0.75	0.5/0.72/0.93	0.64/0.91/1.18		
Dimension	Net Dimension(L×D×H)	Indoor Unit	mm	750x500x298	750x500x298	750x500x298	750x500x298	750x500x298	
		Outdoor Unit	mm	1010x370x700	1165x370x845	1165x370x845	1085x400x1450	1085x400x1450	
	Net Weight	Indoor Unit	kg	37	39	39	42	45	
		Outdoor Unit	kg	59	69	75	120	126	

The specifications are subject to change without prior notice. For actual specifications of unit, please refer to the stickers on the unit.

HeatSTAR+ Series S-AIO



Technical Data

Model		HeatSTAR06S-AIO	HeatSTAR09S-AIO	HeatSTAR12S-AIO	HeatSTAR15S-AIO	HeatSTAR19S-AIO			
Seasonal Energy-(According to EN14825)									
ErP	Energy class - Heating (35°C/55°C)	-	A+++/A++	A+++/A++	A+++/A++	A+++/A++			
	SCOP(35°C/55°C)	W/W	4.58/3.40	4.61/3.32	4.60/3.36	4.70/3.24	4.70/3.28		
	Rated Heat Output(Prated) (35°C/55°C)	kW	4.13/4.56	6.39/5.97	8.79/7.07	11.60/11.04	16.19/12.29		
	Seasonal Space Heating Efficiency (ηs) (35°C/55°C)	%	180.1/133.2	181.3/129.6	181.2/131.5	185.1/126.6	185/128.1		
	Annual Energy Consumption(35°C/55°C)	kWh	1865/2770	2864/3720	3944/4345	5096/7039	7117/7746		
	Sound power level (indoor/outdoor)	dB(A)	45/54	46/54	46/54	40/57	44/57		
Nominal Capacity and Nominal Input									
Nominal heating	Heating Capacity Min./Max	kW	A7/W35	2.86/7.45	3.52/9.22	4.49/11.7	6.02/15.5	7.68/18.5	
				Heating Power Input Min./Max.	0.71/1.74	0.81/2.14	0.99/2.77	1.42/3.38	1.57/4.23
				C.O.P	4.06/4.43	4.31/4.59	4.22/4.64	4.23/4.96	4.38/4.89
	Heating Capacity Min./Max	kW	A7/W45	2.64/6.80	3.16/8.68	3.85/11.3	5.32/14.5	6.97/18.2	
				Heating Power Input Min./Max.	0.86/2.06	1.01/2.56	1.24/3.35	1.58/4.09	1.94/5.08
				C.O.P	3.07/3.37	3.12/3.49	3.12/3.47	3.37/3.70	3.58/3.72
Nominal cooling	Cooling Capacity Min./Max	kW	A35/W18	3.11/7.41	4.30/9.49	7.0/9.8	7.23/18.6	16/19.3	
				Cooling Power Input Min./Max.	0.45/1.89	0.54/2.29	1.73/2.51	1.42/5.0	4.70/6.30
				E.E.R	3.92/4.7	4.15/4.7	4.05/3.9	3.71/5.09	3.05/3.41
	Cooling Capacity Min./Max	kW	A35/W7	1.96/4.26	2.21/6.40	3.03/8.49	4.46/13.1	5.84/15.8	
				Cooling Power Input Min./Max.	0.54/1.77	0.60/2.13	0.79/3.08	2.68/4.32	1.33/5.47
				E.E.R	2.40/3.64	2.94/3.68	2.57/3.86	1.67/3.22	2.89/4.40
General Info									
Electrical data	Power supply	V/Hz/Ph	220-240/50/1	220-240/50/1	220-240/50/1	380-420/50/3	380-420/50/3		
Operation limits	Ambient Temperature Range	°C	-25~43	-25~43	-25~43	-25~43	-25~43		
	Water temperature range(heating)	°C	58/25	58/25	58/25	58/25	58/25		
	Water temperature range(cooling)	°C	20/7	20/7	20/7	20/7	20/7		
Refrigerant side	Refrigerant	Type / Amount	- / kg	R290 / 1kg	R290 / 1.6kg	R290 / 1.8kg	R290 / 2.6kg	R290 / 3kg	
	Compressor	Type - Quantity/System		Rotary	Rotary	Rotary	Rotary	Rotary	
	Four-way valve + EEV			sanhua	sanhua	sanhua	sanhua	sanhua	
	Fan	Quantity			11	1	1	1	1
		Airflow	m3/h		2500	3150	3150	6200	6200
	Rated power	W		35	45	45	90	90	
Water Side	Type		Plate Heat Exchanger						
	Water Pressure Drop	kPa	23	23	23	23	23		
	Piping Connection	Inch	G1"	G1"	G1"	G1-1/4"	G1-1/4"		
	Allowable Water Flow-Min./Rated./Max.	L/S	0.20/0.29/0.37	0.30/0.43/0.56	0.40/0.57/0.75	0.5/0.72/0.93	0.64/0.91/1.18		
Dimension	Net Dimension(L×D×H)	Indoor Unit	mm	600x710x1720	600x710x1720	600x710x1720	600x710x1720	600x710x1720	
		Outdoor Unit	mm	1010x370x700	1165x370x845	1165x370x845	1085x400x1450	1085x400x1450	
	Net Weight	Indoor Unit	kg	123	125	125	130	132	
		Outdoor Unit	kg	59	69	75	120	126	

The specifications are subject to change without prior notice. For actual specifications of unit, please refer to the stickers on the unit.

HeatLITE Series

M-FM



Technical Data

Model		HeatLITE06M-HB	HeatLITE09M-HB	HeatLITE12M-HB	HeatLITE15M-HB	HeatLITE19M-HB			
Seasonal Energy-(According to EN14825)									
ErP	Energy class - Heating (35°C/55°C)	-	A+++/A++	A+++/A++	A+++/A++	A+++/A++			
	SCOP(35°C/55°C)	W/W	4.52/3.36	4.53/3.29	4.50/3.29	4.65/3.55	4.59/3.49		
	Rated Heat Output(Prated) (35°C/55°C)	kW	5.82/5.39	8.49/7.45	8.68/7.88	12.64/11.58	14.46/13.77		
	Seasonal Space Heating Efficiency (ηs) (35°C/55°C)	%	177.6/131.3	178.1/128.7	177.2/128.7	183/139.1	180.7/136.6		
	Annual Energy Consumption(35°C/55°C)	kWh	2661/3318	3874/4675	3983/4946	5616/6732	6503/8150		
	Sound power level (indoor/outdoor)	dB(A)	54	61	62	62	65		
Nominal Capacity and Nominal Input									
Nominal heating	A7/W35	Heating Capacity Min./Max	kW	3.3/7.2	5.0/9.7	5.9/11.9	5.9/16.4	6.6/18.8	
		Heating Power Input Min./Max.	kW	0.7/1.6	1.0/2.4	1.3/2.9	1.25/3.7	1.3/4.6	
		C.O.P	W/W	4.26/4.87	4.01/4.57	4.05/4.67	4.3/4.7	4.03/5.01	
	A7/W45	Heating Capacity Min./Max	kW	3.1/6.9	4.2/8.9	6.0/11.5	4.4/15.8	6.1/18.4	
		Heating Power Input Min./Max.	kW	0.9/1.9	1.3/2.9	1.6/3.6	1.64/4.5	1.7/5.6	
		C.O.P	W/W	3.41/3.78	3.03/3.4	3.19/3.66	2.68/3.5	3.29/3.71	
Nominal cooling	A35/W18	Cooling Capacity Min./Max	kW	3.1/7.1	4.2/9.1	5.1/12.2	7.5/16.9	5.5/19.2	
		Cooling Power Input Min./Max.	kW	0.82/1.9	1.2/2.9	1.34/3.4	1.34/4.0	1.3/5.0	
		E.E.R	W/W	3.32/4.25	3.28/4.24	3.33/4.33	4.23/5.6	3.81/4.71	
	A35/W7	Cooling Capacity Min./Max	kW	1.8/4.8	3.1/7.9	4.2/8.9	5.1/11.2	4.7/13.1	
		Cooling Power Input Min./Max.	kW	0.66/2.54	1.1/3.2	1.6/3.1	1.4/3.6	1.5/4.6	
		E.E.R	W/W	2.54/2.84	2.38/2.83	2.61/3.22	3.06/3.6	2.89/3.25	
General Info									
Electrical data	Power supply	V/Hz/Ph	220-240/50/1	220-240/50/1	220-240/50/1	380-420/50/3	380-420/50/3		
Operation limits	Ambient Temperature Range	°C	-25~43	-25~43	-25~43	-25~43	-25~43		
	Water temperature range(heating)	°C	58/25	58/25	58/25	58/25	58/25		
	Water temperature range(cooling)	°C	20/7	20/7	20/7	20/7	20/7		
Refrigerant side	Refrigerant	Type / Amount	- / kg	R32 / 0.75	R32 / 1.15	R32 / 1.3	R32 / 2.6	R32 / 2.9	
	Compressor	Type - Quantity/System		Rotary	Rotary	Rotary	Rotary	Rotary	
	Four-way valve + EEV			sanhua	sanhua	sanhua	sanhua	sanhua	
	Fan	Quantity			1	1	1	1	1
		Airflow	m3/h		2500	3280	3280	6200	6200
		Rated power	W		60	62	62	124	124
Water Side	Type		Plate Heat Exchanger						
	Water Pressure Drop	kPa	23	23	23	23	23		
	Piping Connection	Inch	G1"	G1"	G1"	G1-1/4"	G1-1/4"		
	Allowable Water Flow-Min./Rated./Max.	L/S	0.20/0.29/0.37	0.30/0.43/0.56	0.40/0.57/0.75	0.5/0.72/0.93	0.64/0.91/1.18		
Dimension	Net Dimension(L×D×H)	Indoor Unit	mm	/	/	/	/	/	
		Outdoor Unit	mm	1015x380x700	1175x380x845	1175x380x845	1095x405x1440	1095x405x1440	
	Net Weight	Indoor Unit	kg	/	/	/	/	/	
		Outdoor Unit	kg	70	79	82	133	138	

The specifications are subject to change without prior notice. For actual specifications of unit, please refer to the stickers on the unit.

PowerSTAR Series

PowerSTAR+ (R290)



Technical Data

Model		EcoSTAR Pro 40M-HB			
Seasonal Energy-(According to EN14825)					
ErP	Energy class - Heating (35°C/55°C)	-	A+++/A++		
	SCOP(35°C/55°C)	W/W	4.6/3.5		
	Rated Heat Output(Prated) (35°C/55°C)	kW	28/27		
	Seasonal Space Heating Efficiency (ηs) (35°C/55°C)	%	178/138		
	Annual Energy Consumption(35°C/55°C)	kWh	12640/15741		
	Sound power level (indoor/outdoor)	dB(A)	/		
Nominal Capacity and Nominal Input					
Nominal heating	A7/W35	Heating Capacity Min./Max	kW	12.7/38.6	
		Heating Power Input Min./Max.	kW	2.8/12.3	
		C.O.P	W/W	4.58/3.15	
	A7/W45	Heating Capacity Min./Max	kW	11.9/38.2	
		Heating Power Input Min./Max.	kW	3.3/12.8	
		C.O.P	W/W	3.61/2.9	
Nominal cooling	A35/W18	Cooling Capacity Min./Max	kW	12.1/34.2	
		Cooling Power Input Min./Max.	kW	2.8/9.1	
		E.E.R	W/W	4.33/3.75	
	A35/W7	Cooling Capacity Min./Max	kW	4.5/25.1	
		Cooling Power Input Min./Max.	kW	2.9/9.4	
		E.E.R	W/W	1.56/2.67	
General Info					
Electrical data	Power supply	V/Hz/Ph	380/50/3		
Operation limits	Ambient Temperature Range	°C	-25~43		
	Water temperature range(heating)	°C	75/20		
	Water temperature range(cooling)	°C	25/7		
Refrigerant side	Refrigerant	Type / Amount	- / kg	R290 / 4.2kg	
	Compressor	Type - Quantity/System		Scroll	
	Four-way valve + EEV			san hua	
	Fan	Quantity			1
		Airflow	m3/h		/
		Rated power	W		1100
Water Side	Type		Plate Heat Exchanger		
	Water Pressure Drop	kPa	/		
	Piping Connection	Inch	G2"		
	Allowable Water Flow-Min./Rated./Max.	L/S	1.3/1.9/2.5		
Dimension	Net Dimension(L×D×H)	Indoor Unit	mm	390x450x132	
		Outdoor Unit	mm	1170x970x1620	
	Net Weight	Indoor Unit	kg	10	
		Outdoor Unit	kg	320	

The specifications are subject to change without prior notice. For actual specifications of unit, please refer to the stickers on the unit.

PowerSTAR Series PowerSTAR (R410A)




■ Technical Data

Model		PAEVH-25V4DEA02	PAEVH-30V4DEA	PEVH-45V4DA-02	PEVH-90V4DA-01	
IP rating		IPXX	IPX4	IPX4	IPX4	
Power supply - Outdoor unit	Outdoor unit	V/Hz/Ph	400V/50Hz/3ph	400V/50Hz/3ph	400V/50Hz/3Ph	400V/50Hz/3Ph
	Fuse Outdoor unit	A	3p/25A/C	3p/25A/C	3p/40A/C	3p/80A/C
Heating condition: water inlet/outlet temperature: 30°C/35°C, Ambient temperature: DB 7°C /WB 6°C						
Min/max heating capacity	kW	7.9~25.1	15.2/28.7	13.7~43.7	27.4~89.6	
El. heating power input min/max	KW	2564~6172	3467/7488	3325~12077	6650~24254	
C.O.P min/max	W/W	3.07~4.41	3.83/4.43	3.62~4.42	3.68~4.50	
Heating condition: water inlet/outlet temperature: 40°C/45°C, Ambient temperature: DB 7°C /WB 6°C						
Min/max heating capacity	kW	9.9~24.8	12.2/29.4	13.6~43.2	28.2~89.5	
El. heating power input min/max	KW	3141~7625	3769/9035	4156~14308	8212~28300	
C.O.P min/max	W/W	3.16~3.43	3.26/3.43	2.99~3.38	3.16~3.48	
SCOP - Average climate, low temperature	W	4.04	4.06	4.12	4.2	
Energy class		A++	A++	A++	A++	
Cooling condition: water inlet/outlet temperature: 23°C/18°C, Ambient temperature: DB 35°C /WB 24°C						
Min/max cooling capacity	kW	10.6~21.5	15.2/26.8	17.7~32.0	36.4~66.0	
El. cooling power input min/max	KW	2528~7678	3253/8765	3491~11771	6982~23742	
E.E.R. min/max	W/W	2.81~4.20	3.06/4.68	2.72~5.09	2.8~5.19	
Cooling condition: water inlet/outlet temperature: 12°C/7°C, Ambient temperature: DB 35°C /WB 24°C						
Min/max cooling capacity (A35/W7)	kW	7.1~18.1	7.3/21.2	11.2~29.9	23.4~61.2	
El. cooling power input min/max	KW	2570~6746	3121/7960	3529~11640	6.88~23450	
E.E.R. min/max	W/W	2.46/3.04	2.33/2.84	2.57~3.3	2.61~3.4	
Min/max ambient working temp. in heating mode		-30-55	-30-55	-30-55	-30-55	
Min/max ambient working temp. in cooling mode	°C	15-55	15-55	15-55	15-55	
Max flow temp. in heating mode	°C	60	60	60	60	
Min flow temp. in heating mode	°C	20	20	20	20	
Min flow temp. in cooling mode	°C	7	7	7	7	
Sound power level	Outdoor unit/Indoor unit	dB (A)	62/-	62/-	66/-	69/-
Components						
Compressor heater	W	30	30	30	30*2	
Fan	Yes	pcs	2	2	1	2
	Airflow	m³/h	5250*2	5250*2	13500	13500*2
Tube in shell heat exchange	Water press. drop	kPa	50	60	80	100
	Piping connection	Inch	1 1/2" Inner golve	1 1/2" Inner golve	2" Inner golve	DN65 Flange
Refrigerant	type	/	R410A	R410A	R410A	R410A
	charge	kg	4.4kg	5.2kg	8kg	8kg*2
Compressor	type	/	Inverter+EVI	Inverter+EVI	Inverter+EVI	Inverter+EVI
	Compressor brand and type		Panasonic, twin rotary		"Mitsubishi Electric scroll"	
Hydraulics						
Minimum water flow	m³/h - l/s		2.8m³/h	2.8m³/h	5m³/h	10m³/h
Nominal water flow	m³/h		4.3m³/h	5.2m³/h	8m³/h	16m³/h
Hydraulic connections	Size		1 1/2" Inner golve	1 1/2" Inner golve	2" Inner golve	DN65 Flange
Net Dimensions (L x D x H)	Outdoor unit	mm	1215*460*1445	1295*460*1445	1010*1160*1650	2160*1200*1650
	Indoor unit	mm	385*476*150	385*476*150	385*476*150	385*476*150
Dimensions (L x D x H)	Outdoor unit	mm	1265*480*1585	1325*480*1585	1030*1180*1750	2180*1220*1750
	Indoor unit	mm	400*490*180	400*490*180	400*490*180	400*490*180
Net weight	Outdoor unit/Indoor unit	kg	165/9	180/9	300/9	600/9
weight	Outdoor unit/Indoor unit	kg	185/10	200/10	370/10	680/10

The specifications are subject to change without prior notice. For actual specifications of unit, please refer to the stickers on the unit.

Fan coil Series BM Fan Coil



■ Technical Data

Model		BM150	BM350	BM450	BM600
Cooling: Water inlet/outlet 7/12°C; Room temperature DB/WB27/19°C					
(a) Total Cooling Capacity	kW	0.75	1.5	2.2	3.1
Sensible Cooling Capacity	kW	0.61	1.25	1.9	2.6
Water Flow Rate	l/h	142	302	453	573
Water Pressure Drops	kPa	7	9	22	28
Heating: Water inlet 50°C, water flow rate as in cooling operation; Room temperature 20°C					
(b) Heating Capacity	kW	0.99	2	2.8	4.2
Water Flow Rate	l/h	142	302	453	573
Water Pressure Drops	kPa	6.5	7	18.5	24.5
Heating: Water inlet 70°C, Outlet 6°C; Room temperature 20°C					
(c) Heating Capacity	kW	1.55	3.1	4.6	6.3
Water Flow Rate	l/h	162	343	471	600
Water Pressure Drops	kPa	7	7.5	19	25
Coil Water Content		0.48	0.85	1.15	1.48
Maximum Operating Pressure	bar	10	10	10	10
Water Pipe Connector	inches	G1/2	G1/2	G1/2	G1/2
Air flow measured with clean filter					
(d) Maximum Air Flow	m³/h	160	320	460	580
Power Supply	V/ph/Hz	230/1/50	230/1/50	230/1/50	230/1/50
Maximum Running Current	A	0.12	0.16	0.21	0.24
Maximum Power Input	W	14	23	27	33
Sound pressure level tested as per EN12102:2008 and ISO3745:2012, and certified by Intertek					
(e) Maximum Noise	dB(A)	39	40	42	42.1
(e) Minimum Noise	dB(A)	19.8	18.3	19.1	21
Length	mm	694	894	1094	1294
Height (without feet)	mm	580	580	580	580
Depth	mm	129	129	129	129
Net Weight	kg	16	22	28	34
Gross Weight	kg	18	24	30	36

The specifications are subject to change without prior notice. For actual specifications of unit, please refer to the stickers on the unit.

Fan coil Series SU Fan Coil



■ Technical Data

Model		SU-600A	SU-800A
Cooling capacity	kW	2.2	3.1
Heating capacity	kW	2.8	4.2
Water flow	m ³ /h	0.45	0.6
Max. working pressure	Mpa	1	1
Rated air volume	m ³ /h	300-580	300-580
Power supply		230V/1 Ph/50Hz	230V/1 Ph/50Hz
Max. power input	W	26	26
Fan motor	pcs	1	1
Noise value	dB(A)	<45	<45
Pipe connector	inlet/outlet	G 1/2"	G 1/2"
Mounting hole	mm	1058.5×360	1058.5×360
Net dimensions	mm	1090×130×505	1090×130×505
Package dimensions	mm	1163×584×206	1163×584×206
Net/Package weight	kg	11/14	11/14

- (1)Cooling condition: water inlet/outlet temperature 7/12°C, Ambient temperature 27/19°C;
 (2)Heating condition: water inlet temperature 50°C, water flow 0.6m³/h, Ambient temperature 20°C;
 (3)For actual specification of unit, please refer to the stickers on the unit.

Swimming Pool Heat Pump Pisces Fi / Taurus Fi




■ Technical Data

Model		Pisces Fi 07 Taurus Fi 07	Pisces Fi 10 Taurus Fi 10	Pisces Fi 13 Taurus Fi 13	Pisces Fi 15 Taurus Fi 15	Pisces Fi 20 Taurus Fi 20	Pisces Fi 20Tri Taurus Fi 20Tri	Pisces Fi 24 Taurus Fi 24	Pisces Fi 24Tri Taurus Fi 24Tri	Pisces Fi 30 Taurus Fi 30	Pisces Fi 30Tri Taurus Fi 30Tri
Performance at Air 26°C, Water 26°C						Performance at Air 26°C, Water 26°C					
Capacity	kW	6.7	8.63	11.9	13.8	19.4	19.4	23.8	23.8	30.5	30.5
COP	W/W	6.36	6.1	5.78	5.47	5.58	5.58	5.35	5.35	5.43	5.43
Power input	kW	1.05	1.44	2.06	2.53	3.48	3.48	4.45	4.45	5.63	5.63
Performance at Air 15°C, Water 26°C						Performance at Air 15°C, Water 26°C					
Capacity	kW	5.1	6.38	8.66	10.74	14.7	14.7	17.6	17.6	24	24
COP	W/W	4.87	4.76	4.59	4.63	4.59	4.59	4.49	4.49	4.54	4.54
Power input	kW	1.04	1.34	1.88	2.32	3.2	3.2	3.93	3.93	5.29	5.29
Performance at Air 35°C, Water 30°C						Performance at Air 35°C, Water 30°C					
Capacity	kW	2.72	4.20	5.37	6.73	9.96	9.96	12.20	12.20	15.20	15.20
COP	W/W	4.66	3.90	4.10	4.08	3.41	3.41	2.95	2.95	2.78	2.78
Power input	kW	0.58	1.08	1.31	1.64	2.91	2.91	4.14	4.14	5.47	5.47
Performance at Air 2°C, Water 26°C running 15min						Performance at Air 2°C, Water 26°C running 15min					
Capacity	kW	3.72	3.76	5.13	6.13	9.96	9.96	12.40	12.40	17.50	17.50
COP	W/W	3.99	3.29	3.09	3.03	3.41	3.41	3.68	3.68	3.65	3.65
Power input	kW	0.93	1.14	1.65	2.02	2.91	2.91	3.38	3.38	4.79	4.79
Performance at Air -7°C, Water 26°C						Performance at Air -7°C, Water 26°C					
Capacity	kW	2.78	2.65	4.77	5.12	8.68	8.68	10.3	10.3	13.1	13.1
COP	W/W	3	3.12	2.69	3.2	3.16	3.16	3.18	3.18	2.99	2.99
Power input	kW	0.91	0.85	1.77	1.6	2.74	2.74	3.24	3.24	4.39	4.39
Power supply		230V/1 Ph/50Hz				380-420V/3 Ph/50Hz		230V/1 Ph/50Hz		380-420V/3 Ph/50Hz	
Max power input	kW	1.8	2	3.0	3.5	4	6.48	5.3	6.48	6.2	10
Max current Input	A	8	9	13.0	16	17.5	11	23	11	27	15
Rated power	kW	1.04	1.34	1.88	2.32	3.2	3.2	3.93	3.93	5.29	5.29
Rated current	A	4.5	5.8	8.2	10	13.9	5.4	17.1	6.67	23	8.98
Fuse or circuit breaker(A)	A	10.0	11	15	18	20	13	28	13	36	17
Water flow	m ³ /h	3.0	3.0	3.87	4.73	6.45	6.45	7.75	7.75	10.33	10.33
Noise at 10m	dB(A)	19-31	21-34	20-34	23-36	27-37	27-37	29-39	32-42	29-39	32-42
Net/Package dimensions	mm	823×375×646			906×375×646		1104×395×746		1133×545×846		
Net/Package dimensions	mm	894×405×800			974×405×800		1174×425×881		1165×575×1025		
Container quantity (40HQ)	Pcs	213	213	213	195	141	141	80	80	80	80
Net/poids weight	kg	42.5/52	44.5/54	49.5/58	55.8/65.8	70/83	73.5/86.5	88.5/105.8	92/109.3	96/114	96/114
Advised pool volume	m ³	15-30	22-43	30-56	37-68	45-85	45-85	54-90	54-90	72-120	72-120
Advised Pool Volume (fabricant)	m ³	20	28	36	45	60	60	72	72	96	96
Heating temperature range	°C	15~40°C									
Cooling temperature range	°C	8~28°C									
Operating range	°C	-7~43°C									
WiFi		YES									

The specifications are subject to change without prior notice. For actual specifications of unit, please refer to the stickers on the unit.

Swimming Pool Heat Pump

Gemini FI



■ Technical Data

Model		Gemini FI 10	Gemini FI 13	Gemini FI 16	Gemini FI 20	Gemini FI 20 Tri	Gemini FI 25	Gemini FI 25 Tri
Performance at Air 26°C, Water 26°C								
Capacity	KW	9.1	12.5	15.3	20.0	20.6	24.5	24.5
COP	W/W	6.1	6.00	6.10	5.5	5.9	5.1	5.1
Power input	KW	1.50	2.08	2.51	3.61	3.5	4.8	4.8
Performance at Air 15°C, Water 26°C								
Capacity	KW	6.7	9.05	11.5	15.5	16.0	18.5	18.5
COP	W/W	4.60	4.70	4.70	4.7	4.8	4.3	4.3
Power input	KW	1.45	1.93	2.43	3.30	3.3	4.3	4.3
Performance at Air 35°C, Water 27°C								
Capacity	KW	3.6	4.8	5.5	6.5	7.7	9.0	9.0
COP	W/W	3.53	3.70	3.50	3.61	2.00	2.2	2.2
Power input	KW	1.02	1.3	1.57	1.8	3.9	4.0	4.0
Performance at Air -7°C, Water 26°C								
Capacity	KW	4.3	6	7.2	8.2	8.1	9.6	9.6
COP	W/W	3.30	3.50	3.40	3.4	3.0	3.45	3.45
Power input	KW	1.32	1.72	2.1	2.4	2.7	2.8	2.8
Power supply		230V/1 Ph/50Hz				380/3 Ph/50Hz	230V/1 Ph/50Hz	380/3 Ph/50Hz
Max power input	KW	2.1	3.0	3.45	4.14	4	5.3	5.3
Max current input	A	9	13	15	18	6.5	23	8.5
Fuse or circuit breaker(A)	A	11	15	18	21	10	28	10
Water flow	m ³ /h	3-4	4-5	5-6	6-8	7-9	9-11	9-11
Gas R32 (Kg)		0.500	0.650	0.8	1.10	1.3	1.45	1.45
Noise at 10m	dB(A)	19-29	20-29	21-30	22-31	23-33	23-35	23-35
Net dimensions	mm	975×382×647	975×382×647	1046×412×747	1046×412×747	1066×442×847	1066×442×847	1066×442×847
Package dimensions	mm	1043×440×800	1043×440×800	1147×454×882	1147×454×882	1279×504×992	1279×504×992	1279×504×992
Container quantity (40HQ)	Pcs	198	156	96	96	84	84	84
Net/poids weight	kg	52/62	56/66.5	72.5/85.5	76/87.5	94/108	96/109	94/107.5
Advised pool volume	m ³	21-35	27-45	36-60	48-80	48-80	57-95	57-95
Advised Pool Volume (fabricant)	m ³	28	32	48	64	64	76	76
Heating temperatuer range	°C	15~40°C						
Cooling temperatuer range	°C	8~28°C						
Operating range	°C	-7~43°C						
WiFi		YES						

The specifications are subject to change without prior notice. For actual specifications of unit, please refer to the stickers on the unit.